

**National Centre For Cell Science  
An Autonomous Institute of  
Department Of Biotechnology, Govt of India**

NCCS Complex, Savitribai Phule Pune University campus, Ganeshkhind, Shivaji Nagar Pune  
411044.

**AUDITED STATEMENTS OF ACCOUNT**

**FOR**

**F.Y. 2017-2018**

**AUDITORS**

**ASHOK PATIL & ASSOCIATES,  
CHARTERED ACCOUNTANTS,**

**Flat No.1, Ranjeet Apartment, Walvekar Nagar, Opp Big Bazar,  
Pune, Satara Road, Pune-411009.**

Tel : 020-24227938

**[admin.dept@apa.org.in](mailto:admin.dept@apa.org.in)**

## INDEPENDENT AUDITOR'S REPORT

TO

THE DIRECTOR

NCCS Complex, P.B. No.40,

Ganesh Khind P.O.,

Pune-411007

### **Report on the Financial Statements**

We have audited the accompanying standalone financial statements of **National Centre for Cell Science**, (hereinafter referred as "the Centre"), Situated at NCCS Complex, Pune University Campus, Ganesh Khind Road, Pune-411007, which comprise the Balance Sheet as at 31<sup>st</sup> March, 2018, the Statement of Income and Expenditure Account, Receipt and Payment Statement for the year then ended, and a summary of the significant accounting policies and other explanatory information prepared as per common format of accounts for all autonomous institutes as per letter no. BT/MED/NCCS/ADMN/2002/ Dt. 10<sup>th</sup> June 2002 of department of biotechnology, New Delhi and Comptroller and Auditor General of India letter no. OA-VII (MISC/CORRES/2002-03-1165 Dt. 16<sup>th</sup> October 2002.

### **Management's Responsibility for the Standalone Financial Statements**

The Management is responsible for the preparation of these financial statements that give a true and fair view of the financial position, financial performance and receipts and payments of the Centre in accordance with the accounting principles generally accepted in India. This responsibility also includes maintenance of adequate accounting records in accordance with the provisions of the Act for safeguarding the assets of the Centre and for preventing and detecting frauds and other irregularities; selection and application of appropriate accounting policies; making judgments and estimates that are reasonable and prudent; and design, implementation and maintenance of adequate internal financial controls, that were operating effectively for ensuring the accuracy and completeness of the accounting records, relevant to the preparation and presentation of the financial statements that give a true and fair view and are free from material misstatement, whether due to fraud or error.

### **Auditor's Responsibility**

Our responsibility is to express an opinion on these financial statements based on our audit.

We conducted our audit in accordance with the Standards on Auditing issued by The Institute of Chartered Accountants of India. Those Standards require that we comply with ethical requirements and plan and perform the audit to obtain reasonable assurance about whether the financial statements are free from material misstatement.

An audit involves performing procedures to obtain audit evidence about the amounts and the disclosures in the financial statements. The procedures selected depend on the auditor's judgment, including the assessment of the risks of material misstatement of the financial statements, whether due to fraud or error. In making those risk assessments, the auditor considers internal financial control relevant to the Centre's preparation of the financial statements that give a true and fair view in order to design audit procedures that are appropriate in the circumstances, but not for the purpose of expressing an opinion on whether the Centre has in place an adequate internal financial controls system over financial reporting and the operating effectiveness of such controls. An audit also includes evaluating the appropriateness of the accounting policies used and the reasonableness of the accounting estimates made by the Management, as well as evaluating the overall presentation of the financial statements.



We believe that the audit evidence we have obtained is sufficient and appropriate to provide a basis for our audit opinion on the financial statements.

### Opinion

We report that;

(a) We have sought and obtained all the information and explanations which to the best of our knowledge and belief were necessary for the purposes of our audit.

(b) In our opinion, proper books of account have been kept by the Centre; so far as it appears from our examination of those books.

(c) The Balance Sheet, Income and Expenditure Statement, and Receipt and Payment Statement dealt with by this Report are in agreement with the books of account maintained by the Centre;

(e) In our opinion, the aforesaid financial statements comply with the Accounting Standards issued by The Institute of Chartered Accountants of India.

(f) Further we state that;

In our opinion and to the best of our information and according to the explanations given to us, the aforesaid financial statements give the information in the manner so required and give a true and fair view in conformity with the accounting principles generally accepted in India, of the state of affairs of the Centre as at 31<sup>st</sup> March, 2018, and its Statement of Income and Expenditure of the deficit and Receipt and Payment Statement for the year ended on that date.

FOR ASHOK PATIL & ASSOCIATES  
CHARTERED ACCOUNTANTS  
FIRM REG. NO. 122045W



*Stamp*  
(SAURABH P. AGRAWAL)

PARTNER  
M.NO.131312

Date: 21/08/2018  
Place: Pune

# NATIONAL CENTRE FOR CELL SCIENCE, PUNE - 411 007.

SCHEDULES FORMING PART OF BALANCE SHEET AS ON 31.03.2018

BALANCE SHEET AS AT 31.03.2018

Amount ( Rs.)

| CORPUS/CAPITAL FUND AND LIABILITIES                                       | Schedule | 2017-18                | 2016-17                  |
|---|----------|------------------------|--------------------------|
| CORPUS/CAPITAL FUND   | 1        | 88,36,44,155.33        | 88,34,88,525.16          |
| GENERAL RESERVE   | 2        | 0.00                   | 0.00                     |
| EARMARKED/ENDOWMENT FUNDS   | 3        | 3,25,95,461.53         | 5,61,05,844.40           |
| CURRENT-LIABILITIES & PROVISIONS  | 4        | 6,86,02,191.00         | 14,48,53,120.04          |
| <b>Total</b>  |          | <b>98,48,41,807.86</b> | <b>1,08,44,47,489.60</b> |
| <b>ASSETS</b>   |          |                        |                          |
| FIXED ASSETS  | 5        | 76,01,52,375.03        | 74,04,96,318.74          |
| INVESTMENTS - OTHERS  | 6        | 1,000.00               | 1,000.00                 |
| CURRENT ASSETS, LOANS, ADVANCES   | 7        | 22,46,88,432.83        | 34,39,50,170.86          |
| MISCELLANEOUS EXPENDITURES<br>(to the extent not written off or adjusted) |          |                        |                          |
| <b>Total</b>  |          | <b>98,48,41,807.86</b> | <b>1,08,44,47,489.60</b> |
| SIGNIFICANT ACCOUNTING POLICIES   | 15       |                        |                          |
| CONTINGENT LIABILITIES AND NOTES ON ACCOUNTS                              | 16       |                        |                          |

The schedules referred to above form an integral part of the Balance Sheet.  
This is the Balance Sheet referred to in our report of even date.

EXAMINED AND FOUND CORRECT AS PER BOOKS OF  
ACCOUNT PRODUCED AND INFORMATION GIVEN,  
SUBJECT TO OUR SEPARATE REPORT OF EVEN DATE

Date: 21/08/2018

Place: Pune

FOR ASHOK PATIL & ASSOCIATES

CHARTERED ACCOUNTANTS

FIRM REG.NO. 122045W

Officer 'C' Accounts  
NCCS

वैभव अ. अरगडे  
Vaibhav A. Argade  
अधिकारी 'ग' (लेखा)  
Officer 'C' (Accounts)  
रा.को.वि.के./NCCS Pune-411007



Director  
NCCS

डॉ. शेखर चि. मांडे  
निदेशक, एनसीसीएस, पुणे  
Dr. Shekhar C. Mande  
Director, NCCS, Pune



(SAURABH P. AGRAWAL)  
PARTNER  
M.NO.131312

# NATIONAL CENTRE FOR CELL SCIENCE, PUNE - 411 007.

SCHEDULES FORMING PART OF BALANCE SHEET AS ON 31.03.2018

INCOME AND EXPENDITURE ACCOUNTS FOR THE YEAR ENDED 31.03.2018

Amount ( Rs.)

| INCOME                                       | Schedule | 2017-18                | 2016-17                |
|--|----------|------------------------|------------------------|
| INCOME FROM SALES/SERVICE                    | 8        | 47,31,208.95           | 35,86,340.00           |
| GRANTS/SUBSIDIES                             | 9        | 42,90,00,000.00        | 38,00,00,000.00        |
| FEES/SUBSCRIPTIONS                           | 10       | 88,500.00              | 16,500.00              |
| INTEREST EARNED                              | 11       | 53,49,947.00           | 38,28,094.00           |
| OTHER INCOME                                 | 12       | 28,71,570.00           | 26,79,296.00           |
| <b>TOAL (A)</b>                              |          | <b>44,20,41,225.95</b> | <b>39,01,10,230.00</b> |
| <b>EXPENDITURE</b>                           |          |                        |                        |
| ESTABLISHMENT EXPENSES                       | 13       | 27,30,71,602.79        | 15,55,78,952.00        |
| OTHER ADMINISTRATIVE EXPENSES                | 14       | 18,99,72,410.84        | 19,59,24,571.41        |
| DEPRECIATION                                 | 5        | 10,38,41,582.15        | 10,36,79,676.78        |
| <b>TOTAL (B)</b>                             |          | <b>56,68,85,595.78</b> | <b>45,51,83,200.19</b> |
| BALANCE BEING SURPLUS/(DEFICIT) CARRIED TO   |          |                        |                        |
| CORPUS/CAPITAL FUND                          |          | (12,48,44,369.83)      | (6,50,72,970.19)       |
| SIGNIFICANT ACCOUNTING POLICIES              | 15       |                        |                        |
| CONTINGENT LIABILITIES AND NOTES ON ACCOUNTS | 16       |                        |                        |

The schedules referred to above form an integral part of the Income & Expenditure Account.  
This is the Income & Expenditure Account referred to in our report of even date.

EXAMINED AND FOUND CORRECT AS PER BOOKS OF  
ACCOUNT PRODUCED AND INFORMATION GIVEN,  
SUBJECT TO OUR SEPARATE REPORT OF EVEN DATE

Date: 21/08/2018

Place: Pune

Officer 'C' Accounts

NCCS

वैभव अ. अरगडे  
Vaibhav A. Argade

अधिकारी 'ग' (लेखा)  
Officer 'C' (Accounts)

रा.को.वि.के./NCCS Pune-411007



Director

NCCS

डॉ. शेखर चि. मांडे  
निदेशक, एनसीसीएस, पुणे  
Dr. Shekhar C. Mande  
Director, NCCS, Pune



FOR ASHOK PATIL & ASSOCIATES

CHARTERED ACCOUNTANTS

FIRM REG. NO. 122045W

(SAURABH P. AGRAWAL)

PARTNER

M.NO.131312

**NATIONAL CENTRE FOR CELL SCIENCE, PUNE - 411 007.**  
**SCHEDULES FORMING PART OF BALANCE SHEET AS ON 31.03.2018**

**Receipts and Payments**

| Receipts                        | Amounts         | Amounts                | Payments                             | Amounts         | Amounts                |
|---------------------------------|-----------------|------------------------|--------------------------------------|-----------------|------------------------|
| <b>Opening Balance</b>          |                 | <b>17,84,82,033.22</b> | <b>CURRENT LIABILITIES</b>           |                 | <b>30,65,72,369.00</b> |
| Bank Accounts                   |                 |                        | Conti-Welfare Fund                   | 42,475.00       |                        |
| CD-83                           | 10.00           |                        | Hostel Charges Recovery-Payable      | 76,021.00       |                        |
| SBI, PUNE (DBT JRF CELL)        | 1,11,94,455.75  |                        | Medical Insurance -Payable           | 2,29,369.00     |                        |
| NCCS Bank Accounts              |                 |                        | Duties & Taxes                       | 2,76,75,069.00  |                        |
| Axis Bank                       | 5,39,679.00     |                        | Sundry Creditors                     | 27,60,11,126.00 |                        |
| Bank of India - 4911            | 7,19,14,503.48  |                        | Earnest Money Deposit                | 16,60,000.00    |                        |
| SBI 8771                        | 45,86,204.10    |                        | Security Deposit                     | 7,46,309.00     |                        |
| Project Bank Account            |                 |                        | Student - Caution Money              | 1,32,000.00     |                        |
| Bank Of India 4912              | 8,89,46,699.09  |                        |                                      |                 |                        |
| CD 318                          | 12,50,481.80    |                        |                                      |                 |                        |
| Cash-in-hand                    | 50,000.00       |                        | <b>FIXED ASSETS</b>                  |                 | <b>7,58,18,712.44</b>  |
| <b>CURRENT LIABILITIES</b>      |                 | <b>60,46,491.00</b>    | Library                              | 26,89,719.00    |                        |
| Medical Insurance -Payable      | 4,55,995.00     |                        | Capital W.I.P-Building               | 21,11,037.00    |                        |
| PBG - Wothington Industries USA | 1,35,000.00     |                        | Equipments                           | 7,10,17,956.44  |                        |
| Sundry Creditors                | 2,56,137.00     |                        | <b>CURRENT ASSETS</b>                |                 | <b>20,56,956.00</b>    |
| Earnest Money Deposit           | 33,65,978.00    |                        | Loans & Advances (Asset)             | 20,56,956.00    |                        |
| Salary Payable                  | 11,99,656.00    |                        |                                      |                 |                        |
| Security Deposit                | 58,725.00       |                        | <b>EARMARKED FUND</b>                |                 | <b>19,48,76,374.95</b> |
| Student - Caution Money         | 5,75,000.00     |                        |                                      |                 |                        |
|                                 |                 |                        | <b>ESTABLISHMENT EXPENSES</b>        |                 | <b>20,22,01,048.79</b> |
| <b>CURRENT ASSETS</b>           |                 | <b>1,00,341.00</b>     | Admin Charges                        | 5,92,630.00     |                        |
| Loans & Advances (Asset)        | 4,171.00        |                        | Salaries                             | 20,16,08,418.79 |                        |
| Sundry Debtors                  | 96,170.00       |                        |                                      |                 |                        |
|                                 |                 |                        | <b>OTHER ADMINISTRATIVE EXPENSES</b> |                 | <b>5,12,89,307.84</b>  |
| <b>Sales Accounts</b>           |                 |                        | Bank Charges                         | 45,237.86       |                        |
| NCMR Misc Income                | 17,28,900.00    | <b>17,28,900.00</b>    | ELIGIBILITY FEES                     | 7,500.00        |                        |
|                                 |                 |                        | Rent Rates and Taxes                 | 2,44,12,146.00  |                        |
| <b>Indirect Incomes</b>         |                 |                        | Consumables                          | 89,99,464.00    |                        |
| Interest Earned                 | 51,10,425.00    | <b>51,10,425.00</b>    | Contingencies                        | 87,72,200.60    |                        |
|                                 |                 |                        | TA-DA                                | 53,57,811.38    |                        |
| <b>CORPUS/CAPITAL FUND</b>      |                 |                        | Work On Contract                     | 36,94,948.00    |                        |
| Corpus/Capital Fund             | 12,50,00,000.00 |                        |                                      |                 |                        |
|                                 |                 | <b>12,50,00,000.00</b> | <b>PROVISION</b>                     |                 | <b>3,95,42,668.00</b>  |
|                                 |                 |                        | Provision for Electricity & Power    | 28,69,530.00    |                        |
| <b>EARMARKED FUND</b>           |                 | <b>32,41,74,305.08</b> | Provision for Works on Contract      | 23,13,638.00    |                        |
| As per Annexure I               |                 |                        | Provision for Works On Contract      | 3,43,59,500.00  |                        |





# NATIONAL CENTRE FOR CELL SCIENCE, PUNE - 411 007.

SCHEDULES FORMING PART OF BALANCE SHEET AS ON 31.03.2018

## SCHEDULE 1 - CORPUS/CAPITAL FUND

(Amount-Rs.)

| Particulars  | 2017-18                | 2016-17                |
|--|------------------------|------------------------|
| <b>SCHEDULE 1- CORPUS/CAPITAL FUND:</b>  |                        |                        |
| Balance at the beginning of the year   | 88,34,88,525.16        | 84,35,61,495.35        |
| Add /( Deduct) : Balance of net income /(expenditure)  | -                      | -                      |
| Deduct : Capital grants written off  | -                      | -                      |
|  | 88,34,88,525.16        | 84,35,61,495.35        |
| Add : Contribution towards Capital Fund  | 12,50,00,000.00        | 10,50,00,000.00        |
| Add : General Reserve  |                        |                        |
|  | 1,00,84,88,525.16      | 94,85,61,495.35        |
| Add/(Deduct) : Bal. Of net income/(expenditure) transferred from the Income and Expenditure A/c. | (12,48,44,369.83)      | (6,50,72,970.19)       |
| <b>BALANCE AS AT THE YEAR - END</b>  | <b>88,36,44,155.33</b> | <b>88,34,88,525.16</b> |





**NATIONAL CENTRE FOR CELL SCIENCE, PUNE - 411 007.**  
**SCHEDULES FORMING PART OF BALANCE SHEET AS ON 31.03.2018**  
**SCHEDULE 2 -GENERAL RESERVE**

| Particulars        | Amount ( Rs.) |             |
|--------------------|---------------|-------------|
|                    | 2017-18       | 2016-17     |
| General Reserve    | 0.00          | 0.00        |
| <b>Grand Total</b> | <b>0.00</b>   | <b>0.00</b> |




# NATIONAL CENTRE FOR CELL SCIENCE, PUNE - 411 007.

SCHEDULES FORMING PART OF BALANCE SHEET AS ON 31.03.2018


## SCHEDULE-3 EARMARKED/ENDOWMENT FUND

( Amount-Rs.)

| No. | Name of the Project & P.I.                  | Opening       | Additions      | Interest &  | Total          | Utilization/Expenditure |              |              | Closing        |
|-----|---|---------------|----------------|-------------|----------------|-------------------------|--------------|--------------|----------------|
|     |   | Balance       | Grant. Recd.   | Other Recd. |                | Capital                 | Revenue      | Total        | Balance        |
| 1   | AB/MW/BIOCARE/07/9813-AMRUTA BARHANPURKAR   | (1,38,475.00) | 9,27,606.00    | -           | 7,89,131.00    | -                       | 6,31,951.00  | 6,31,951.00  | 1,57,180.00    |
| 2   | AM/DBT-WELLCOME-DR. MAJUMDAR                | 41,74,711.00  | 16,18,856.00   | 147661.00   | 59,41,228.00   | 2,62,932.00             | 40,22,487.00 | 42,85,419.00 | 16,55,809.00   |
| 3   | AM/ECR/SERB/000429-DR. MAJUMDAR             | 1,00,000.00   | 14,40,000.00   | 20557.00    | 15,60,557.00   | -                       | 11,26,123.00 | 11,26,123.00 | 4,34,434.00    |
| 4   | AM/NBRC RETURN HOME AWARD-DR. MAJUMDAR      | 1,01,879.91   | -              | 1888.00     | 1,03,767.91    | -                       | 98,567.00    | 98,567.00    | 5,200.91       |
| 5   | AS/BT/PR-10708-DR. SHIRAS                   | 1,99,724.00   | 14,32,211.00   | 40810.00    | 16,72,745.00   | -                       | 4,20,584.00  | 4,20,584.00  | 12,52,161.00   |
| 6   | AS/BT/PR-10852-DR. SHIRAS                   | 1,96,340.00   | 14,06,548.00   | 6830.00     | 16,09,718.00   | -                       | 5,98,647.00  | 5,98,647.00  | 10,11,071.00   |
| 7   | AS/BT/PR-15155-DR. SAHU                     | 91,715.00     | -              | -           | 91,715.00      | -                       | 91,715.00    | 91,715.00    | -              |
| 8   | AS/BT/PR-15178-DR. SHIRAS                   | -             | 12,90,000.00   | 33055.00    | 13,23,055.00   | -                       | 7,13,038.00  | 7,13,038.00  | 6,10,017.00    |
| 9   | AS/BT/PR-4271/MED/31/145-DR. SHIRAS         | 8,12,511.00   | -              | -           | 8,12,511.00    | -                       | 8,12,511.00  | 8,12,511.00  | -              |
| 10  | AS/BT/PR8739-DR. SHIRAS                     | 6,07,729.00   | 9,78,953.00    | 3000.00     | 15,89,682.00   | -                       | 10,81,790.00 | 10,81,790.00 | 5,07,892.00    |
| 11  | AS/BT/PR-9725-DR. A K SAHU                  | (1,38,943.00) | 26,90,900.00   | 33393.00    | 25,85,350.00   | -                       | 20,36,928.00 | 20,36,928.00 | 5,48,422.00    |
| 12  | AS/DST/ID-02-DR. SAHU                       | 11,04,057.00  | -              | 19704.00    | 11,23,761.00   | -                       | 8,69,706.00  | 8,69,706.00  | 2,54,055.00    |
| 13  | AS/DST/INDO-UK/02.05.14-01.05.16-Dr. Shiras | 3,06,268.00   | -              | 8464.00     | 3,14,732.00    | -                       | 2,97,790.00  | 2,97,790.00  | 16,942.00      |
| 14  | AS/DST/VI-D&P/551-DR. SHIRAS                | -             | 1,64,89,200.00 | 453698.00   | 1,69,42,898.00 | 5,70,380.00             | 53,55,866.00 | 59,26,246.00 | 1,10,16,652.00 |
| 15  | AS/ICMR/90-DR. SHIRAS                       | 8,35,160.00   | 2,63,500.00    | 21046.00    | 11,19,706.00   | -                       | 9,41,303.00  | 9,41,303.00  | 1,78,403.00    |
| 16  | AS/PIRAMAL LIFE SCIENCE-DR. SHIRAS          | 23,283.00     | -              | -           | 23,283.00      | -                       | -            | -            | 23,283.00      |
| 17  | AS/PR-14258-DR. SHIRAS                      | (1,12,243.00) | -              | -           | (1,12,243.00)  | -                       | (38,400.00)  | (38,400.00)  | (73,843.00)    |
| 18  | AS/UNILEVER-DR. SHIRAS                      | 22,07,093.00  | 16,37,250.00   | -           | 38,44,343.00   | -                       | 26,13,124.00 | 26,13,124.00 | 12,31,219.00   |
| 19  | AVRA LABORATORIES P LTD. - DR. MITRA        | 1,55,280.00   | -              | -           | 1,55,280.00    | -                       | 1,55,280.00  | 1,55,280.00  | -              |
| 20  | AYYS/EEQ/2016/000752-DR. AMIT YADAV         | 9,30,000.00   | -              | 29775.00    | 9,59,775.00    | -                       | 7,55,473.00  | 7,55,473.00  | 2,04,302.00    |
| 21  | BAHIR/WOS-LS-602-DR. BAHIR                  | -             | 9,50,000.00    | 13596.00    | 9,63,596.00    | -                       | 3,97,664.00  | 3,97,664.00  | 5,65,932.00    |
| 22  | BIVALKAR/WOS-A/LS/2016-DR. BIVALKAR         | 4,06,077.00   | -              | 1,500.00    | 4,07,577.00    | -                       | 6,76,800.00  | 6,76,800.00  | (2,69,223.00)  |
| 23  | BS/INFECT-ERA/33-DR. BHASKAR SAHA           | -             | 21,06,000.00   | 43382.00    | 21,49,382.00   | -                       | 18,52,132.00 | 18,52,132.00 | 2,97,250.00    |
| 24  | BS/BT/PR10785 - DR. SAHA                    | (4,27,696.00) | -              | -           | (4,27,696.00)  | -                       | 33,290.00    | 33,290.00    | (4,60,986.00)  |
| 25  | BS/BT/PR-3288/08.08.12-07.08.15-DR. SAHA    | 9,14,345.00   | -              | 34117.00    | 9,48,462.00    | -                       | 8,671.00     | 8,671.00     | 9,39,791.00    |
| 26  | BS/BT/PR-718-DR. SAHA-27.09.11TO26.09.16    | (6,56,982.00) | -              | -           | (6,56,982.00)  | -                       | -            | -            | (6,56,982.00)  |
| 27  | BS/BT/PR-7505-DR. BHASKAR SAHA              | (1,17,090.00) | -              | -           | (1,17,090.00)  | -                       | -            | -            | (1,17,090.00)  |
| 28  | CANCER-BT/01/COE - DR. SAHA                 | 24,021.00     | -              | 903.00      | 24,924.00      | -                       | -            | -            | 24,924.00      |
| 29  | CD40 CLUSTERING-BT/PR11939 - DR. SAHA       | 1,28,338.00   | -              | 4827.00     | 1,33,165.00    | -                       | -            | -            | 1,33,165.00    |




| No. | Name of the Project & P.I.                      | Opening          |              | Additions    |                  | Interest & |                | Total          | Utilization/Expenditure |                |                  | Closing |  |
|-----|---|------------------|--------------|--------------|------------------|------------|----------------|----------------|-------------------------|----------------|------------------|---------|--|
|     |   | Balance          |              | Grant. Recd. | Other Recd.      | Capital    | Revenue        |                | Total                   | Balance        |                  |         |  |
| 30  | BS/DST/INDO-UK/P-123-DR. SAHA                   | -                | 23,19,800.00 | 54950.00     | 23,74,750.00     | -          | 11,87,373.00   | 11,87,373.00   | -                       | 11,87,373.00   | 11,87,377.00     |         |  |
| 31  | NOVEL STRATEGIES-DR. BHASKAR SAHA               | 3,99,633.00      | -            | 15031.00     | 4,14,664.00      | -          | -              | 4,14,664.00    | -                       | -              | 4,14,664.00      |         |  |
| 32  | BS/PR-14435-DR. SAHA                            | (4,21,933.00)    | -            | -            | (4,21,933.00)    | -          | -              | (4,21,933.00)  | -                       | -              | (4,21,933.00)    |         |  |
| 33  | CSIR  | (2,50,76,422.05) | 6,11,336.00  | -            | (2,44,65,086.05) | -          | 8,03,042.00    | 8,03,042.00    | -                       | 8,03,042.00    | (2,52,68,128.05) |         |  |
| 34  | CSIR-RA FELLOWSHIP                              | (13,25,946.00)   | -            | -            | (13,25,946.00)   | -          | -              | (13,25,946.00) | -                       | -              | (13,25,946.00)   |         |  |
| 35  | DBT-BINC FELLOWSHIP                             | -                | -            | -            | -                | -          | 2,60,000.00    | 2,60,000.00    | -                       | 2,60,000.00    | (2,60,000.00)    |         |  |
| 36  | DBT FELLOWSHIP                                  | (1,59,63,500.00) | 68,42,053.00 | -            | (91,21,447.00)   | -          | 1,37,53,230.00 | 1,37,53,230.00 | -                       | 1,37,53,230.00 | (2,28,74,677.00) |         |  |
| 37  | DBT-JRF CELL                                    | 1,11,94,455.75   | -            | 2,31,358.00  | 1,14,25,813.75   | -          | 1,13,07,320.75 | 1,13,07,320.75 | -                       | 1,13,07,320.75 | 1,18,493.00      |         |  |
| 38  | DBT-JRF PROGRAMME                               | 2,49,560.00      | -            | -            | 2,49,560.00      | -          | -              | 2,49,560.00    | -                       | -              | 2,49,560.00      |         |  |
| 39  | DBT OVERSEAS ASSOCIATESHIP- DR. PATOLE          | 313.00           | -            | -            | 313.00           | -          | 313.00         | 313.00         | -                       | 313.00         | -                |         |  |
| 40  | DBT - PDF PROGRAMME                             | 21,64,711.00     | -            | -            | 21,64,711.00     | -          | -              | 21,64,711.00   | -                       | -              | 21,64,711.00     |         |  |
| 41  | DBT RAMLINGASWAMY CONCLAVE CD318                | (85,735.00)      | -            | -            | (85,735.00)      | -          | -              | (85,735.00)    | -                       | -              | (85,735.00)      |         |  |
| 42  | DM/BIRAC-DR. MITRA                              | -                | 3,66,000.00  | 8133.00      | 3,74,133.00      | -          | 3,61,150.00    | 3,61,150.00    | -                       | 3,61,150.00    | 12,983.00        |         |  |
| 43  | DM/BT/HRD/35/04/03-DR. MITRA                    | 33,083.00        | -            | 974.00       | 34,057.00        | -          | 81,053.00      | 81,053.00      | -                       | 81,053.00      | (46,996.00)      |         |  |
| 44  | DM/BT/PR-14226-DR. MITRA                        | (4,45,947.00)    | -            | -            | (4,45,947.00)    | -          | 30,910.00      | 30,910.00      | -                       | 30,910.00      | (4,76,857.00)    |         |  |
| 45  | DM/BT/PR-15450-DR. MITRA                        | 21,18,276.00     | -            | 52487.00     | 21,70,763.00     | -          | 12,89,724.00   | 12,89,724.00   | 5,21,414.00             | 18,11,138.00   | 3,59,625.00      |         |  |
| 46  | DM/HOMO/2011-HOMEAOPATHY INDIA LTD. - DR. MITRA | 34,913.75        | -            | -            | 34,913.75        | -          | 34,913.75      | 34,913.75      | -                       | 34,913.75      | -                |         |  |
| 47  | DM/THSTI-DR. MITRA                              | (12,828.00)      | -            | -            | (12,828.00)      | -          | 5,617.00       | 5,617.00       | -                       | 5,617.00       | (18,445.00)      |         |  |
| 48  | DPYSS/SERB/2015/000513-DR. DHIRAJ PAUL          | 2,74,161.00      | -            | -            | 2,74,161.00      | -          | 8,19,707.00    | 8,19,707.00    | -                       | 8,19,707.00    | (5,45,546.00)    |         |  |
| 49  | DS/BATTELE INDIA-DR. DEEPA                      | (22,472.00)      | -            | -            | (22,472.00)      | -          | -              | (22,472.00)    | -                       | -              | (22,472.00)      |         |  |
| 50  | DS/BT/PR-25883 - DR. DEEPA                      | -                | 43,36,800.00 | -            | 43,36,800.00     | -          | 1,00,000.00    | 1,00,000.00    | -                       | 1,00,000.00    | 42,36,800.00     |         |  |
| 51  | DST INSPIRE FELLOWSHIP                          | (19,08,814.00)   | 20,61,129.00 | -            | 1,52,315.00      | -          | 23,21,590.00   | 23,21,590.00   | -                       | 23,21,590.00   | (21,69,275.00)   |         |  |
| 52  | DSWELLCOMETRUST-DR. DEEPA                       | 24,55,141.00     | 48,97,865.00 | 162864.00    | 75,15,870.00     | -          | 36,69,782.42   | 36,69,782.42   | -                       | 36,69,782.42   | 38,46,087.58     |         |  |
| 53  | FOETAL LIVER DBT - DR. KALE                     | 2,00,404.05      | -            | -            | 2,00,404.05      | -          | 2,00,404.05    | 2,00,404.05    | -                       | 2,00,404.05    | -                |         |  |
| 54  | GADGIL/INSA/1376-PROF. GADGIL                   | 346.00           | -            | 13.00        | 359.00           | -          | -              | 359.00         | -                       | -              | 359.00           |         |  |
| 55  | GD/SB/SZ/R/JN-048/2017-DR. GAURAV DAS           | -                | 4,00,000.00  | -            | 4,00,000.00      | -          | 60,000.00      | 60,000.00      | -                       | 60,000.00      | 3,40,000.00      |         |  |
| 56  | GK/BT/MED/30/VNCI-Hr/BRCA-DR. KUNDU             | 41,22,310.00     | -            | 77742.00     | 42,00,052.00     | -          | 21,46,037.00   | 21,46,037.00   | -                       | 21,46,037.00   | 4,97,877.00      |         |  |
| 57  | GK/BT/PR-14430-DR. KUNDU                        | 55,137.00        | 12,74,255.00 | 19576.00     | 13,48,968.00     | -          | 11,28,241.00   | 11,28,241.00   | -                       | 11,28,241.00   | 2,20,727.00      |         |  |
| 58  | GK/BT/PR-2573-DR. KUNDU                         | (3,52,346.00)    | -            | -            | (3,52,346.00)    | -          | -              | (3,52,346.00)  | -                       | -              | (3,52,346.00)    |         |  |
| 59  | GK/BT/PR-3021-DR. KUNDU                         | (6,14,170.00)    | -            | -            | (6,14,170.00)    | -          | -              | (6,14,170.00)  | -                       | -              | (6,14,170.00)    |         |  |
| 60  | GK/BT/PR-4569 - DR. KUNDU                       | (1,91,259.00)    | 82,607.00    | -            | (1,08,652.00)    | -          | -              | (1,08,652.00)  | -                       | -              | (1,08,652.00)    |         |  |
| 61  | GK/BT/PR-7665-DR. KUNDU                         | 1,58,665.00      | -            | -            | 1,58,665.00      | -          | 4,48,148.00    | 4,48,148.00    | -                       | 4,48,148.00    | (2,89,483.00)    |         |  |
| 62  | GK/CSIR-DR. KUNDU                               | (47,957.00)      | -            | -            | (47,957.00)      | -          | -              | (47,957.00)    | -                       | -              | (47,957.00)      |         |  |




| No. | Name of the Project & P.I.                  | Opening        |              | Additions    |           | Interest & Other Recd. | Total        | Utilization/Expenditure |              |              | Closing        |  |
|-----|---|----------------|--------------|--------------|-----------|------------------------|--------------|-------------------------|--------------|--------------|----------------|--|
|     |   | Balance        |              | Grant. Recd. |           |                        |              | Capital                 | Revenue      | Total        | Balance        |  |
| 63  | GK/DST/IMRCD/INNO-INDIGO-DR. KUNDU          | 11,38,356.00   | -            | -            | 10388.00  | 11,48,744.00           | -            | 11,64,496.00            | -            | 11,64,496.00 | (15,752.00)    |  |
| 64  | GK/PR-12730-DR. KUNDU                       | (5,34,424.00)  | -            | -            | -         | (5,34,424.00)          | -            | -                       | -            | -            | (5,34,424.00)  |  |
| 65  | GK/SERB/BOSTON/TA/DA-DR. KUNDU              | (20,461.00)    | -            | -            | -         | (20,461.00)            | -            | (20,461.00)             | -            | (20,461.00)  | -              |  |
| 66  | GK/SR/SO/HS-70-DR. KUNDU                    | (3,32,350.00)  | -            | -            | -         | (3,32,350.00)          | -            | -                       | -            | -            | (3,32,350.00)  |  |
| 67  | GL/BT/03/1YBA-DR. LAL                       | (5,62,237.00)  | -            | -            | -         | (5,62,237.00)          | -            | -                       | -            | -            | (5,62,237.00)  |  |
| 68  | GL/BT/PR-14156-DR. LAL                      | -              | 29,26,800.00 | -            | 64139.00  | 29,90,939.00           | -            | 10,51,962.00            | -            | 10,51,962.00 | 19,38,977.00   |  |
| 69  | GL/BT/PR-15533-DR. LAL                      | 25,40,977.00   | -            | -            | 67053.00  | 26,08,030.00           | 14,85,496.00 | 7,63,883.00             | 22,49,379.00 | 22,49,379.00 | 3,58,651.00    |  |
| 70  | GL/KEMHRC-DR. LAL                           | -              | 28,42,524.00 | -            | -         | 28,42,524.00           | -            | 19,93,302.00            | -            | 19,93,302.00 | 8,49,222.00    |  |
| 71  | GM/NAS/296/10/2013-14-DR. MISHRA            | (4,04,556.00)  | 9,20,000.00  | -            | 7956.00   | 5,23,400.00            | -            | 5,15,444.00             | -            | 5,15,444.00  | 7,956.00       |  |
| 72  | ICMR  | (52,74,527.02) | 38,29,657.00 | -            | -         | (14,44,870.02)         | -            | 22,15,259.00            | -            | 22,15,259.00 | (36,60,129.02) |  |
| 73  | INDO THILAND                                | (4,707.00)     | -            | -            | -         | (4,707.00)             | -            | (4,707.00)              | -            | (4,707.00)   | -              |  |
| 74  | Inspire Faculty Award-Dr. Debasri Mukharjee | 1,31,881.00    | 15,41,510.00 | -            | 5005.00   | 16,78,396.00           | 24,896.00    | 15,78,064.00            | 16,02,960.00 | 16,02,960.00 | 75,436.00      |  |
| 75  | Inspire Faculty Award-Dr. Jyoti Singh       | 28,817.00      | 14,33,053.00 | -            | -         | 14,61,870.00           | -            | 12,20,358.00            | -            | 12,20,358.00 | 2,41,512.00    |  |
| 76  | ISOLATION N.I.O. - DR. WANI                 | (5,000.00)     | -            | -            | -         | (5,000.00)             | -            | (5,000.00)              | -            | (5,000.00)   | -              |  |
| 77  | IUSSTF FELLOWSHIP                           | -              | 62,500.00    | -            | -         | 62,500.00              | -            | 50,000.00               | -            | 50,000.00    | 12,500.00      |  |
| 78  | JJ/BT/PR-14537-DR. JOSEPH                   | (4,88,490.00)  | -            | -            | -         | (4,88,490.00)          | -            | -                       | -            | -            | (4,88,490.00)  |  |
| 79  | JJ/PR-727-DR. JOSEPH                        | (2,59,430.00)  | -            | -            | -         | (2,59,430.00)          | -            | -                       | -            | -            | (2,59,430.00)  |  |
| 80  | JJ/SERB/001092                              | (1,98,861.00)  | 13,75,000.00 | -            | 4204.00   | 11,80,343.00           | -            | 11,55,967.00            | 11,55,967.00 | 11,55,967.00 | 24,376.00      |  |
| 81  | JK/DBT/WELLCOME-DR. JANESHKUMAR             | 32,67,846.00   | 25,22,617.00 | -            | 130631.00 | 59,21,094.00           | 7,25,157.00  | 44,88,444.00            | 52,13,601.00 | 52,13,601.00 | 7,07,493.00    |  |
| 82  | JS/WELLCOME - DR. JYOTI SINGH               | -              | 7,70,770.00  | -            | 5314.00   | 7,76,084.00            | -            | 2,94,304.00             | 2,94,304.00  | 2,94,304.00  | 4,81,780.00    |  |
| 83  | LL/BT/PR-11928-DR. LIMAYE                   | 14,60,000.00   | -            | -            | 39184.00  | 14,99,184.00           | -            | 9,06,655.00             | 9,06,655.00  | 9,06,655.00  | 5,92,529.00    |  |
| 84  | LL/BT/PR-12696-DR. LIMAYE                   | 26,23,077.00   | -            | -            | 49666.00  | 26,72,743.00           | 5,88,864.00  | 19,19,841.50            | 25,08,705.50 | 25,08,705.50 | 1,64,037.50    |  |
| 85  | LL/BT/PR-23620-DR. LIMAYE                   | -              | 3,70,000.00  | -            | -         | 3,70,000.00            | -            | 50,000.00               | 50,000.00    | 50,000.00    | 3,20,000.00    |  |
| 86  | LL/BT/PR-4930-DR. LIMAYE                    | (19,296.00)    | -            | -            | -         | (19,296.00)            | -            | (19,296.00)             | -            | (19,296.00)  | -              |  |
| 87  | LL/DAE/37B/BRNS-DR. LIMAYE                  | (1,08,965.00)  | -            | -            | -         | (1,08,965.00)          | -            | -                       | -            | -            | (1,08,965.00)  |  |
| 88  | LL/DLS/48222-DR. LIMAYE                     | 40,990.00      | -            | -            | 1542.00   | 42,532.00              | -            | -                       | -            | -            | 42,532.00      |  |
| 89  | MB/ITC/CONSULTANCY - DR. BHAT               | 13,06,214.00   | 5,58,293.00  | -            | -         | 18,64,507.00           | -            | 9,97,624.00             | 9,97,624.00  | 9,97,624.00  | 8,66,883.00    |  |
| 90  | MB/SERB/SR/HS-0136                          | 1,19,642.00    | -            | -            | 4500.00   | 1,24,142.00            | -            | -                       | -            | -            | 1,24,142.00    |  |
| 91  | MS/BT/HRD-35/02/09/RLF-DR. SANTRA           | (14,978.00)    | -            | -            | -         | (14,978.00)            | -            | (14,978.00)             | -            | (14,978.00)  | -              |  |
| 92  | MS/BT/PR-15889-DR. SANTRA                   | 8,47,821.00    | -            | -            | 20027.00  | 8,67,848.00            | -            | 7,36,852.00             | 7,36,852.00  | 7,36,852.00  | 1,30,996.00    |  |
| 93  | MS/BT/PR-6690-DR. MANASSANTRA               | 49,058.00      | -            | -            | 1845.00   | 50,903.00              | -            | -                       | -            | -            | 50,903.00      |  |
| 94  | MS/CSIR/37/(1655)/15/EMR-II-DR. SANTRA      | (1,75,193.00)  | 6,50,000.00  | -            | 4753.00   | 4,79,560.00            | -            | 3,06,362.00             | 3,06,362.00  | 3,06,362.00  | 1,73,198.00    |  |
| 95  | MS/EMR/002277-DR. SANTRA                    | 8,38,398.00    | 14,00,000.00 | -            | 28168.00  | 22,66,566.00           | -            | 13,88,066.00            | 13,88,066.00 | 13,88,066.00 | 8,78,500.00    |  |



| No. | Name of the Project & P.I.                 | Opening       | Additions    | Interest &  | Total          | Utilization/Expenditure |              |              | Closing        |
|-----|--|---------------|--------------|-------------|----------------|-------------------------|--------------|--------------|----------------|
|     |  | Balance       | Grant. Recd. | Other Recd. |                | Capital                 | Revenue      | Total        | Balance        |
| 96  | MS/PR-152/TWINNING-DR. MANAS SANTRA        | (3,75,945.00) | -            | -           | (3,75,945.00)  | -                       | -            | -            | (3,75,945.00)  |
| 97  | MS/SR/SO/BB-100-DR. MANAS SANTRA           | 1,23,870.00   | -            | 4659.00     | 1,28,529.00    | -                       | -            | -            | 1,28,529.00    |
| 98  | MS/UNILEVER-DR. SANTRA                     | 4,36,864.00   | 37,03,215.00 | -           | 41,40,079.00   | -                       | 16,15,911.50 | 16,15,911.50 | 25,24,167.50   |
| 99  | MULTIPOTENT - DR. MISHRA & OTHERS          | 30,28,771.00  | -            | 113915.00   | 31,42,686.00   | -                       | -            | -            | 31,42,686.00   |
| 100 | MW/BHU-DR. WANI                            | -             | 3,00,000.00  | 9455.00     | 3,09,455.00    | -                       | 21,836.00    | 21,836.00    | 2,87,619.00    |
| 101 | MW/BT/HRD/34/8-DR. WANI                    | 26,261.00     | -            | 988.00      | 27,249.00      | -                       | -            | -            | 27,249.00      |
| 102 | NAM S&T FELLOWSHIP                         | 70,000.00     | -            | -           | 70,000.00      | -                       | 62,583.00    | 62,583.00    | 7,417.00       |
| 103 | NAS/141/7/2014-15-DR. RANI LEKHA           | (7,92,078.00) | -            | -           | (7,92,078.00)  | -                       | 5,88,000.00  | 5,88,000.00  | (13,80,078.00) |
| 104 | NE/SB/FT/CS-067/2014-DR. N D ERANDE        | (1,87,091.00) | 10,00,000.00 | 3280.00     | 8,16,189.00    | -                       | 8,28,963.00  | 8,28,963.00  | (12,774.00)    |
| 105 | NEWTON BHABHA FELLOWSHIP                   | -             | 92,900.00    | -           | 92,900.00      | -                       | 92,368.00    | 92,368.00    | 532.00         |
| 106 | NL/BT/MUTAGENESIS(INDO-AUS)-DR.LENKA       | (1,87,406.00) | -            | -           | (1,87,406.00)  | -                       | -            | -            | (1,87,406.00)  |
| 107 | NL/BT/PR-16655-DR. LENKA                   | 14,55,994.00  | 9,12,000.00  | 39928.00    | 24,07,922.00   | -                       | 9,78,387.00  | 9,78,387.00  | 14,29,535.00   |
| 108 | NL/BT/PR-8219/31.03.14-30.03.16-Dr. Lenka  | 1,80,249.00   | -            | 6779.00     | 1,87,028.00    | -                       | -            | -            | 1,87,028.00    |
| 109 | NL/ICMR/47/80-DR. LENKA                    | -             | 2,00,000.00  | -           | 2,00,000.00    | -                       | -            | -            | 2,00,000.00    |
| 110 | OPYSS/BT/PR-13969-DR. OM PRAKASH           | 10,65,529.00  | -            | 30772.00    | 10,96,301.00   | 2,14,023.00             | 4,82,945.00  | 6,96,968.00  | 3,99,333.00    |
| 111 | Project Overheads                          | 52,72,023.00  | 59,77,782.00 | -           | 1,12,49,805.00 | -                       | 2,04,656.65  | 2,04,656.65  | 1,10,45,148.35 |
| 112 | PR/YSS/SERB/2015/000149 - DR. PRAVEEN RAHI | 3,06,880.00   | 6,00,000.00  | 4341.00     | 9,11,221.00    | -                       | 8,22,087.00  | 8,22,087.00  | 89,134.00      |
| 113 | PS/CIPLA-DR. PADMA SHASTRY                 | 33,20,135.00  | 16,83,750.00 | -           | 50,03,885.00   | 9,701.00                | 35,88,021.00 | 35,97,722.00 | 14,06,163.00   |
| 114 | PS/ICMR/53/6/BM-DR. PADMA SHASTRY          | (6,60,992.00) | -            | -           | (6,60,992.00)  | -                       | -            | -            | (6,60,992.00)  |
| 115 | PS/YSS/SERB/2014/000879-DR. PRASHANT SINGH | 1,45,647.00   | 4,50,000.00  | 3673.00     | 5,99,320.00    | -                       | 3,74,737.00  | 3,74,737.00  | 2,24,583.00    |
| 116 | RC/BT/PR-15450-DR. RADHA                   | 21,49,974.00  | -            | 51466.00    | 22,01,440.00   | 3,10,082.00             | 10,44,826.00 | 13,54,908.00 | 8,46,532.00    |
| 117 | RC/BT/PR7118/15-18-DR. RADHA CHAUHAN       | 17,60,753.00  | 1,71,715.00  | 33137.00    | 19,65,605.00   | -                       | 19,01,533.00 | 19,01,533.00 | 64,072.00      |
| 118 | RC/SB/SO/BB-0030/13-16-DR.RADHACHAUHAN     | (2,56,042.00) | -            | -           | (2,56,042.00)  | -                       | 48,645.00    | 48,645.00    | (3,04,687.00)  |
| 119 | RC/SERB/RJN/48-DR.RADHACHAUHAN             | 1,27,965.00   | -            | -           | 1,27,965.00    | -                       | 7,20,027.00  | 7,20,027.00  | (5,92,062.00)  |
| 120 | SANDHYA/SR/SO/BB-0119-DR.SANDHYA           | (33,598.00)   | -            | -           | (33,598.00)    | -                       | -            | -            | (33,598.00)    |
| 121 | SB/BT/11465-DR. BAPAT                      | (4,71,417.00) | -            | -           | (4,71,417.00)  | (99,033.00)             | -            | (99,033.00)  | (3,72,384.00)  |
| 122 | SB/HRD-35/01/04-DR. BAPAT                  | -             | 9,00,000.00  | 17672.00    | 9,17,672.00    | -                       | 9,00,000.00  | 9,00,000.00  | 17,672.00      |
| 123 | SB/BT/IC/JAPAN-DR.BAPAT                    | 5,06,374.00   | -            | -           | 5,06,374.00    | -                       | 5,06,374.00  | 5,06,374.00  | -              |
| 124 | SB/BT/INDO-FINNISH-DR. BAPAT               | 4,30,106.00   | 7,53,384.00  | -           | 11,83,490.00   | -                       | 13,57,868.00 | 13,57,868.00 | (1,74,378.00)  |
| 125 | SB/GODAVARI (CONSULTANCY)-DR. BAPAT        | -             | 4,73,180.00  | -           | 4,73,180.00    | -                       | 3,54,000.00  | 3,54,000.00  | 1,19,180.00    |
| 126 | SB/GODAVARI(TECHNICAL SERVICES)-DR. BAPAT  | -             | 75,520.00    | -           | 75,520.00      | -                       | 69,620.00    | 69,620.00    | 5,900.00       |
| 127 | SC/AMRITA THERAPEUTICS-DR. SAMIT           | (1,08,000.00) | -            | -           | (1,08,000.00)  | -                       | -            | -            | (1,08,000.00)  |
| 128 | SC/BT-11381-DR.SAMIT                       | (5,30,464.00) | -            | -           | (5,30,464.00)  | -                       | -            | -            | (5,30,464.00)  |



| No. | Name of the Project & P.I.                     | Opening        | Additions      | Interest &  | Total          | Utilization/Expenditure |                |                | Closing        |
|-----|--|----------------|----------------|-------------|----------------|-------------------------|----------------|----------------|----------------|
|     |  | Balance        | Grant. Recd.   | Other Recd. |                | Capital                 | Revenue        | Total          | Balance        |
| 129 | SC/BT/8068-DR. SAMIT CHATTOPADHYAY             | 20,85,805.00   | -              | 40745.00    | 21,26,550.00   | 5,04,000.00             | 17,00,585.00   | 22,04,585.00   | (78,035.00)    |
| 130 | SC/BT/PR-14746-DR.SAMIT                        | 3,21,830.00    | -              | 12104.00    | 3,33,934.00    | -                       | -              | -              | 3,33,934.00    |
| 131 | SC/BT/PR-3624-DR.SAMIT                         | 1,60,675.00    | -              | 6043.00     | 1,66,718.00    | -                       | -              | -              | 1,66,718.00    |
| 132 | SC/CSIR/37(1572)-DR.SAMIT                      | (2,27,473.00)  | -              | -           | (2,27,473.00)  | -                       | -              | -              | (2,27,473.00)  |
| 133 | SC/SB/S2/JCB/2013-18-DR.SAMIT                  | (61,166.00)    | 20,00,000.00   | 27939.00    | 19,66,773.00   | -                       | 16,26,726.00   | 16,26,726.00   | 3,40,047.00    |
| 134 | SC/TEMPORAL - DR. SAMIT                        | (12,110.00)    | -              | -           | (12,110.00)    | -                       | (12,110.00)    | (12,110.00)    | -              |
| 135 | SERB MEETING-DR. SHOUCHE                       | 3,67,425.00    | -              | -           | 3,67,425.00    | -                       | 15,963.00      | 15,963.00      | 3,51,462.00    |
| 136 | SERB PDF                                       | 22,31,292.00   | 1,22,61,386.00 | 1,30,287.00 | 1,46,22,965.00 | 1,71,629.00             | 1,28,06,312.00 | 1,29,77,941.00 | 16,45,024.00   |
| 137 | SK/YS/BT/PR-19641-DR. SNEHAL KULKARNI          | -              | 14,80,964.00   | 33704.00    | 15,14,668.00   | 28,424.00               | 7,67,461.00    | 7,95,885.00    | 7,18,783.00    |
| 138 | SM/BT/01/07/02-DR.MANDE                        | (2,549.00)     | -              | -           | (2,549.00)     | -                       | (2,549.00)     | (2,549.00)     | -              |
| 139 | SM/BT/47/TE/TBP-DR. MANDE                      | (90,175.00)    | -              | -           | (90,175.00)    | -                       | -              | -              | (90,175.00)    |
| 140 | SM/BT/BRB-IMP/2014-DR. MANDE                   | 702.00         | -              | -           | 702.00         | -                       | 702.00         | 702.00         | -              |
| 141 | SM/BT/IN/NEW INDIGO/05/SB/TB-OMICS-DR.MANDE    | (5,574.30)     | -              | -           | (5,574.30)     | -                       | 27,097.00      | 27,097.00      | (32,671.30)    |
| 142 | SM/BT/NEW INDIGO/18-DR. MANDE                  | (6,59,959.00)  | -              | -           | (6,59,959.00)  | -                       | -              | -              | (6,59,959.00)  |
| 143 | SM/BT/PR-15450 (CORE GRANT)-DR. MANDE          | 1,61,92,535.00 | -              | 585251.00   | 1,67,77,786.00 | 20,696.00               | 9,96,718.00    | 10,17,414.00   | 1,57,60,372.00 |
| 144 | SM/BT/PR-15450 (PROJECT 1)-DR. MANDE           | 36,44,587.00   | -              | 121314.00   | 37,65,901.00   | -                       | 12,88,013.00   | 12,88,013.00   | 24,77,888.00   |
| 144 | SM/BT/PR-3260/BRB/2012-17                      | (10,64,120.00) | 20,57,022.00   | -           | 9,92,902.00    | -                       | 1,56,539.00    | 1,56,539.00    | 8,36,363.00    |
| 146 | SM/BT/PR-7265-DIRECTOR,NCCS                    | 2,39,438.00    | -              | 8973.00     | 2,48,411.00    | -                       | 5,624.00       | 5,624.00       | 2,42,787.00    |
| 147 | SM/DST/INDO-RUSSIA/23.04.14-22.04.16-Dr. Mande | (1,07,683.00)  | -              | -           | (1,07,683.00)  | -                       | -              | -              | (1,07,683.00)  |
| 148 | SM/DST/INT/RFBR/P-89-DR. MANDE                 | (2,38,142.00)  | -              | -           | (2,38,142.00)  | -                       | -              | -              | (2,38,142.00)  |
| 149 | SM/DST/SPAIN/P-26/23.7.12-22.7.15-DR. MANDE    | (4,30,348.00)  | -              | -           | (4,30,348.00)  | -                       | -              | -              | (4,30,348.00)  |
| 150 | SNAKE  | (6,400.00)     | -              | -           | (6,400.00)     | -                       | (6,400.00)     | (6,400.00)     | -              |
| 151 | SR/BT/IN/NEW-INDIGO-DR.SRAPOLE                 | 7,55,774.00    | -              | -           | 7,55,774.00    | -                       | 7,55,774.00    | 7,55,774.00    | -              |
| 152 | SR/BT/PR-10536-DR. SRIKANTH                    | (28,775.00)    | -              | -           | (28,775.00)    | -                       | -              | -              | (28,775.00)    |
| 153 | SR/BT/PR-10855-DR. SRIKANTH                    | 6,18,31,062.75 | 49,78,770.00   | 778382.00   | 6,75,88,214.75 | 6,38,78,489.75          | 17,94,722.00   | 6,56,73,211.75 | 19,15,003.00   |
| 154 | SR/BT/PR-4152/BRB/2013-DR.SRAPOLE              | (2,793.00)     | -              | -           | (2,793.00)     | -                       | 41,476.00      | 41,476.00      | (44,269.00)    |
| 155 | SR/BT/PR-6384-DR.SRAPOLE                       | 4,09,675.00    | -              | -           | 4,09,675.00    | -                       | 4,09,675.00    | 4,09,675.00    | -              |
| 156 | SR/DST/IMRCD/INNO-INDIGO-DR. SRIKANTH          | 9,06,177.00    | -              | 10300.00    | 9,16,477.00    | 28,406.00               | 9,96,037.00    | 10,24,443.00   | (1,07,966.00)  |
| 157 | SS/BT/PR-10286-DR. S SINGH                     | 5,66,723.00    | 5,00,507.00    | 11754.00    | 10,78,984.00   | 3,12,477.00             | 5,71,177.00    | 8,83,654.00    | 1,95,330.00    |
| 158 | SS/BT/PR-16065-DR. S SINGH                     | 13,25,000.00   | -              | 33774.00    | 13,58,774.00   | 8,95,000.00             | 3,61,330.00    | 12,56,330.00   | 1,02,444.00    |
| 159 | SS/BT/PR-6037-DR. S SINGH                      | 8,707.00       | -              | 327.00      | 9,034.00       | -                       | -              | -              | 9,034.00       |
| 160 | SS/SB/FT/LS-400-DR.SSINGH                      | 31,990.00      | -              | -           | 31,990.00      | -                       | 31,990.00      | 31,990.00      | -              |
| 161 | STRUCTURAL BASED DRUG DESIGNING (SBDD)         | (1,57,063.00)  | -              | -           | (1,57,063.00)  | -                       | -              | -              | (1,57,063.00)  |





| No. | Name of the Project & P.I.                | Opening          |  | Additions       |  | Interest & Other Recd. | Total            | Utilization/Expenditure |             |       | Closing         |                 |                  |
|-----|---|------------------|--|-----------------|--|------------------------|------------------|-------------------------|-------------|-------|-----------------|-----------------|------------------|
|     |   | Balance          |  | Grant. Recd.    |  |                        |                  | Capital                 | Revenue     | Total | Balance         |                 |                  |
| 162 | TASK FORCE MEETING - 2017                 | -                |  | 3,06,000.00     |  | -                      | 3,06,000.00      | -                       | 3,06,000.00 | -     | 3,06,000.00     | -               |                  |
| 163 | TA/DA                                     | 45,887.00        |  | -               |  | -                      | 45,887.00        | -                       | -           | -     | -               | 45,887.00       |                  |
| 164 | UGC                                       | (1,11,89,257.00) |  | 24,29,990.00    |  | -                      | (87,59,267.00)   | -                       | -           | -     | 3,64,015.00     | 3,64,015.00     | (91,23,282.00)   |
| 165 | VK/BT/PR-14036-DR. KALE                   | (2,01,332.00)    |  | -               |  | -                      | (2,01,332.00)    | -                       | -           | -     | -               | -               | (2,01,332.00)    |
| 166 | VK/BT/PR-4227-DR. KALE                    | (37,115.00)      |  | -               |  | -                      | (37,115.00)      | -                       | -           | -     | -               | -               | (37,115.00)      |
| 167 | VK/DAE/PR-37B/BRNS-DR. KALE               | (2,47,647.00)    |  | -               |  | -                      | (2,47,647.00)    | -                       | -           | -     | -               | -               | (2,47,647.00)    |
| 168 | VS/BT/PR-14109-DR. SESHADRI               | (1,36,955.00)    |  | -               |  | -                      | (1,36,955.00)    | -                       | -           | -     | -               | -               | (1,36,955.00)    |
| 169 | VS/SERB/2014/001093-DR. SESHADRI          | (2,10,792.00)    |  | 13,75,000.00    |  | 8122.00                | 11,72,330.00     | -                       | -           | -     | 11,57,324.00    | 11,57,324.00    | 15,006.00        |
| 170 | VT/RLF-DR. VIDISHA TRIPATHI               | 38,626.00        |  | 14,78,000.00    |  | 29760.00               | 15,46,386.00     | -                       | -           | -     | 7,54,411.00     | 7,54,411.00     | 7,91,975.00      |
| 171 | VT/SERB/000242-DR. TRIPATHI               | 7,30,839.00      |  | 4,00,000.00     |  | 5191.00                | 11,36,030.00     | 6,78,439.00             | -           | -     | 4,01,317.00     | 10,79,756.00    | 56,274.00        |
| 172 | YS/BHORUKA CHARITABLE TRUST-DR. SHOUCHE   | 3,24,000.00      |  | 2,65,620.50     |  | -                      | 5,89,620.50      | -                       | -           | -     | 4,48,305.00     | 4,48,305.00     | 1,41,315.50      |
| 173 | YS/BRITISH COUNCIL - DR. SHOUCHE          | 5,12,123.00      |  | -               |  | 18553.00               | 5,30,676.00      | -                       | -           | -     | 61,256.00       | 61,256.00       | 4,69,420.00      |
| 174 | YS/BT/IN-FINLAND/10YSS-DR. SHOUCHE        | 39,826.00        |  | -               |  | 1498.00                | 41,324.00        | -                       | -           | -     | -               | -               | 41,324.00        |
| 175 | YS/BT/PR-1489-DR. SHOUCHE                 | (3,98,473.00)    |  | -               |  | -                      | (3,98,473.00)    | -                       | -           | -     | -               | -               | (3,98,473.00)    |
| 176 | YS/BT/PR-14956-DR. SHOUCHE                | (1,40,225.00)    |  | -               |  | -                      | (1,40,225.00)    | -                       | -           | -     | -               | -               | (1,40,225.00)    |
| 177 | YS/BT/PR-20390-DR. SHOUCHE                | -                |  | 11,90,000.00    |  | 28898.00               | 12,18,898.00     | -                       | -           | -     | 8,06,897.00     | 8,06,897.00     | 4,12,001.00      |
| 178 | YS/BT/PR-3461-DR. SHOUCHE                 | (1,68,241.00)    |  | -               |  | -                      | (1,68,241.00)    | -                       | -           | -     | -               | -               | (1,68,241.00)    |
| 179 | YS/BUTTERFLIES-BT/PR-8351 DR. SHOUCHE     | 5,831.00         |  | -               |  | 219.00                 | 6,050.00         | -                       | -           | -     | -               | -               | 6,050.00         |
| 180 | YS/CLONE- DR. SHOUCHE                     | 231.00           |  | -               |  | 9.00                   | 240.00           | -                       | -           | -     | -               | -               | 240.00           |
| 181 | YS/DNB-DR. SHOUCHE                        | (1,27,174.00)    |  | -               |  | -                      | (1,27,174.00)    | -                       | -           | -     | -               | -               | (1,27,174.00)    |
| 182 | YS/ECOLOGICAL (PMU) PR-9712 - DR. SHOUCHE | 6,01,092.00      |  | -               |  | 22608.00               | 6,23,700.00      | -                       | -           | -     | -               | -               | 6,23,700.00      |
| 183 | YS/MCC-DR. SHOUCHE                        | (4,57,00,311.44) |  | 1,29,790.00     |  | -                      | (4,55,70,521.44) | -                       | -           | -     | 47,15,680.00    | 47,15,680.00    | (5,02,86,201.44) |
| 184 | YS/MS/RGTC/FILE 2007-DR. SHOUCHE          | (79,847.00)      |  | -               |  | -                      | (79,847.00)      | -                       | -           | -     | 11,93,079.00    | 11,93,079.00    | (12,72,926.00)   |
| 185 | YS/NCMR-DR. SHOUCHE                       | -                |  | 16,62,00,000.00 |  | 48,37,152.00           | 17,10,37,152.00  | 1,16,48,932.00          | -           | -     | 10,12,87,173.00 | 11,29,36,105.00 | 5,81,01,047.00   |
| 186 | YS/TATA STEEL-DR. SHOUCHE                 | -                |  | 5,90,000.00     |  | -                      | 5,90,000.00      | -                       | -           | -     | 1,12,646.00     | 1,12,646.00     | 4,77,354.00      |
| 187 | YS/TECHNIQUE - DR. SHOUCHE                | 493.00           |  | -               |  | 19.00                  | 512.00           | -                       | -           | -     | -               | -               | 512.00           |
| 188 | YS/UNILEVER-DR. SHOUCHE                   | 16,66,784.00     |  | -               |  | -                      | 16,66,784.00     | -                       | -           | -     | 9,02,144.00     | 9,02,144.00     | 7,64,640.00      |
| 189 | ZK/WELLCOME-DR. ZAHID KAMAL               | 35,39,796.00     |  | 20,90,655.00    |  | 148758.00              | 57,79,209.00     | 1,55,093.00             | -           | -     | 16,97,692.00    | 18,52,785.00    | 39,26,424.00     |
| 190 | TA/DA-MR. ANIL KUMAR                      | -                |  | 19,800.00       |  | -                      | 19,800.00        | -                       | -           | -     | 19,800.00       | 19,800.00       | -                |
| 191 | DBT/CTEP/01/2014-15 WORKSHOP              | 1,68,591.00      |  | -               |  | -                      | 1,68,591.00      | -                       | -           | -     | -               | -               | 1,68,591.00      |
| 192 | DEEPAI BOBADE/TRAVEL GRANT                | -                |  | 98,615.00       |  | -                      | 98,615.00        | -                       | -           | -     | 98,615.00       | 98,615.00       | -                |
| 193 | DR. KUMAR SIDDHARTH TRAVEL GRANT          | -                |  | 1,03,457.00     |  | -                      | 1,03,457.00      | -                       | -           | -     | 1,03,457.00     | 1,03,457.00     | -                |
| 194 | JAY TRIVEDI-TA/DA                         | -                |  | 83,175.00       |  | -                      | 83,175.00        | -                       | -           | -     | 83,175.00       | 83,175.00       | -                |



( Amount-Rs.)

| No. | Name of the Project & P.I.                       | Opening<br>Balance    | Additions<br>Grant. Recd. | Interest &<br>Other Recd. | Total                  | Utilization/Expenditure |                        |                        | Closing<br>Balance    |
|-----|--|-----------------------|---------------------------|---------------------------|------------------------|-------------------------|------------------------|------------------------|-----------------------|
|     |  |                       |                           |                           |                        | Capital                 | Revenue                | Total                  |                       |
| 195 | MASSTRICH UNIV. PROJECT                          | -                     | -                         | -                         | -                      | -                       | 3,50,730.00            | 3,50,730.00            | (3,50,730.00)         |
| 196 | SOPHIA FERNANDES TRAVEL GRANT                    | -                     | 93,496.00                 | -                         | 93,496.00              | -                       | 93,496.00              | 93,496.00              | -                     |
| 197 | NCCS   | -                     | -                         | -                         | -                      | -                       | 3,32,619.00            | 3,32,619.00            | (3,32,619.00)         |
| 198 | PRIMITIVE-DR. KALE                               | (50.00)               | -                         | -                         | (50.00)                | -                       | (50.00)                | (50.00)                | -                     |
| 199 | SHREYAS KUMBHARE-TRAVEL GRANT                    | -                     | 1,18,631.00               | -                         | 1,18,631.00            | -                       | 1,18,631.00            | 1,18,631.00            | -                     |
| 200 | SUSPENSE A/C                                     | 72,54,795.00          | 24,31,311.00              | 329667.00                 | 1,00,15,773.00         | -                       | 13,38,811.00           | 13,38,811.00           | 86,76,962.00          |
| 201 | SVETNER INNOVATIONS P LTD. - DR. SHOUCHE         | -                     | 23,600.00                 | -                         | 23,600.00              | -                       | -                      | -                      | 23,600.00             |
| 202 | TA/DA-CTEP CLAIM-MR. ROHAN KULKARNI,EX SRF. CSIR | -                     | -                         | -                         | -                      | -                       | 45,887.00              | 45,887.00              | (45,887.00)           |
| 203 | NEERJA KULKARNI - DBT CTEP                       | -                     | 88,606.00                 | -                         | 88,606.00              | -                       | 88,606.00              | 88,606.00              | -                     |
| 204 | ANKITA DHENGE-TA/DA                              | -                     | 70,959.00                 | -                         | 70,959.00              | -                       | 70,959.00              | 70,959.00              | -                     |
| 205 | TA/DA-DST/JANGID/SCOTLAND                        | 90,400.00             | -                         | -                         | 90,400.00              | -                       | -                      | -                      | 90,400.00             |
| 206 | TA/DA-DHIRAJ PAUL                                | 1,97,303.00           | -                         | -                         | 1,97,303.00            | -                       | 1,97,303.00            | 1,97,303.00            | -                     |
| 207 | TUSHAR MORE-TA/DA                                | -                     | 1,39,585.00               | -                         | 1,39,585.00            | -                       | 1,39,585.00            | 1,39,585.00            | -                     |
| 208 | YS/SB/SS/513/16-17-DR. SHOUCHE                   | 28,732.00             | -                         | -                         | 28,732.00              | -                       | -                      | -                      | 28,732.00             |
|     | <b>Grand Total</b>                               | <b>5,61,05,844.40</b> | <b>29,79,23,978.50</b>    | <b>95,37,125.00</b>       | <b>36,35,66,947.90</b> | <b>8,44,92,670.75</b>   | <b>24,64,78,815.62</b> | <b>33,09,71,486.37</b> | <b>3,25,95,461.53</b> |





**NATIONAL CENTRE FOR CELL SCIENCE, PUNE - 411 007.**  
**SCHEDULES FORMING PART OF BALANCE SHEET AS ON 31.03.2018**

**SCHEDULE 4 - CURRENT-LIABILITIES**

| Particulars                           | Amount ( Rs.)  |                 |
|---------------------------------------|----------------|-----------------|
|                                       | 2017-18        | 2016-17         |
| Canteen Deposit                       | 10,000.00      | 10,000.00       |
| Earnest Money Deposit                 | 23,66,948.00   | 6,60,970.00     |
| Gardening Contract Deposit            | 30,000.00      | 30,000.00       |
| Laundry Deposit                       | 500.00         | 500.00          |
| Security Deposit                      | 28,41,635.00   | 28,14,757.00    |
| Security Deposit/ Caution Money       | 25,78,000.00   | 19,27,000.00    |
| Tele. Deposit                         | 3,164.00       | 3,164.00        |
| * M/s Shalaka Infra-Tech(I) Pvt. Ltd. | 15,55,516.00   | 15,55,516.00    |
| For Leave Encashment & Gratuity       | 4,77,31,315.00 | 13,10,91,123.04 |
| GST Payable                           | 85,531.00      |                 |
| Tax Deducted at Source payable        | 17,88,028.00   |                 |
| Sundry Creditor                       | 5,00,074.00    |                 |
| Advance received from Customers       | 1,16,930.00    |                 |
| Bhatnagar Award Payable to Scientist  | 3,60,000.00    |                 |
| EPF Payable                           | 9,06,355.00    |                 |
| NPS Payable                           | 54,733.00      |                 |
| Fellowship Payable                    | 7,736.00       |                 |
| Provision for Charity Commissioner    | 13,62,343.00   | 11,48,527.00    |
| Provision for Electricity & Power     | 30,65,010.00   | 28,69,530.00    |
| Provision for Works on Contract       | 26,33,090.00   | 23,13,638.00    |
| Provision of Auditors Fee             | 33,630.00      | 27,500.00       |
| Suspense                              | 0.00           | 4,00,895.00     |
| Salary P Tax Payable                  | 1,500.00       |                 |
| Salary Welfare Payable                | 65,400.00      |                 |
| Hostel Charges Recovery Payable       | 4,187.00       |                 |
| Medical Insurance Payable             | 11,492.00      |                 |



| Particulars                       | 2017-18               | 2016-17                |
|-----------------------------------|-----------------------|------------------------|
| PBG - Wothington Industries, USA  | 1,35,000.00           |                        |
| Fellowship Payable - Dr Bapat     | 1,00,000.00           |                        |
| Payable from Extra Mural projects | 2,54,074.00           |                        |
| <b>Grand Total</b>                | <b>6,86,02,191.00</b> | <b>14,48,53,120.04</b> |


**\* Note**

Amount hold against M/s Shalaka Infra-Tech(I) Pvt. Ltd. due to non-completion of work within contract period.



**NATIONAL CENTRE FOR CELL SCIENCE, PUNE - 411 007.**  
SCHEDULES FORMING PART OF BALANCE SHEET AS ON 31.03.2018  
SCHEDULE 5 - FIXED ASSETS

| DESCRIPTION                               | Rate   | GROSS BLOCK                 |                           |                           | DEPRECIATION / AMORTIZATION     |                           |                           | NET BLOCK                |                            | (Amount-Rs.)           |
|---|--------|-----------------------------|---------------------------|---------------------------|---------------------------------|---------------------------|---------------------------|--------------------------|----------------------------|------------------------|
|   |        | As at beginning of the year | Additions during the year | Deduction during the year | As at the beginning of the year | Additions during the year | Deduction during the year | Total up to the Year-end | As at the Current year-end |                        |
| <b>A. FIXED ASSETS:</b>                   |        |                             |                           |                           |                                 |                           |                           |                          |                            |                        |
| <b>1. BUILDINGS:</b>                      |        |                             |                           |                           |                                 |                           |                           |                          |                            |                        |
| a> Jopasana                               | 4.87%  | 60,26,554.30                | -                         | -                         | 60,26,554.30                    | 1,56,428.85               | -                         | 33,89,286.73             | 26,43,267.57               | 27,99,696.42           |
| b> Jidyasa                                |        | 69,14,265.25                | -                         | -                         | 69,14,265.25                    | 1,36,345.22               | -                         | 38,38,519.11             | 30,75,746.14               | 32,12,091.36           |
| c> University Campus                      |        | 45,34,48,844.46             | 62,91,442.00              | -                         | 45,97,40,286.46                 | 1,68,89,400.32            | -                         | 12,76,86,803.13          | 33,20,53,483.33            | 34,26,51,441.65        |
| <b>2. Lease Hold Land Baner</b>           |        |                             |                           |                           |                                 |                           |                           |                          |                            |                        |
| a> Lease Hold Land - Baner                |        |                             | 1,54,41,563.00            | -                         | 1,54,41,563.00                  | 0.00                      | -                         | 5,14,718.77              | 1,49,26,844.23             | 0.00                   |
| <b>3.Furniture &amp; Fixtures</b>         |        |                             |                           |                           |                                 |                           |                           |                          |                            |                        |
|   | 25.89% | 5,66,22,200.73              | 1,26,55,448.00            | -                         | 6,92,77,648.73                  | 66,68,118.77              | -                         | 4,39,44,852.13           | 2,53,32,796.60             | 1,93,45,467.37         |
| <b>4.Library Books</b>                    |        |                             |                           |                           |                                 |                           |                           |                          |                            |                        |
|   | 18.10% | 9,10,15,216.31              | 31,36,393.00              | -                         | 9,41,51,609.31                  | 45,43,587.57              | -                         | 7,23,57,430.62           | 2,17,94,178.69             | 2,32,01,373.26         |
| <b>5.Equipment</b>                        |        |                             |                           |                           |                                 |                           |                           |                          |                            |                        |
| a> Institute                              | 18.10% | 1,23,08,56,829.38           | 8,42,24,380.44            | -                         | 1,31,50,81,209.82               | 7,49,22,718.92            | -                         | 95,65,29,741.90          | 35,85,51,467.92            | 34,92,49,806.40        |
| b> Fetal Liver project                    |        | 2,00,000.00                 | -                         | -                         | 2,00,000.00                     | 3,464.68                  | -                         | 1,84,322.79              | 15,677.21                  | 19,141.89              |
| <b>6.Vehicles</b>                         |        |                             |                           |                           |                                 |                           |                           |                          |                            |                        |
|   | 39.30% | 13,11,895.00                | -                         | -                         | 13,11,895.00                    | 6,799.05                  | -                         | 13,01,393.66             | 10,501.34                  | 17,300.39              |
| <b>Total (A)</b>                          |        | <b>1,84,63,95,805.43</b>    | <b>12,17,49,226.44</b>    | <b>-</b>                  | <b>1,96,81,45,031.87</b>        | <b>10,38,41,582.15</b>    | <b>-</b>                  | <b>1,20,97,41,068.84</b> | <b>75,84,03,963.03</b>     | <b>74,04,96,318.74</b> |
| <b>B. CAPITA WIP</b>                      |        |                             |                           |                           |                                 |                           |                           |                          |                            |                        |
| a> Lease Hold Land - Baner - Construction |        | -                           | 17,48,412.00              | -                         | 17,48,412.00                    | -                         | -                         | -                        | 17,48,412.00               | -                      |
| <b>Total (B)</b>                          |        | <b>-</b>                    | <b>17,48,412.00</b>       | <b>-</b>                  | <b>17,48,412.00</b>             | <b>-</b>                  | <b>-</b>                  | <b>-</b>                 | <b>17,48,412.00</b>        | <b>-</b>               |
| <b>Total (A+B)</b>                        |        | <b>1,84,63,95,805.43</b>    | <b>12,34,97,638.44</b>    | <b>-</b>                  | <b>1,96,98,93,443.87</b>        | <b>10,38,41,582.15</b>    | <b>-0.00</b>              | <b>1,20,97,41,068.84</b> | <b>76,01,52,375.03</b>     | <b>74,04,96,318.74</b> |



Note: The aforesaid expenditure is incurred out of Govt. Grants, disposal of which is subject to conditions attached to these Grants.

NATIONAL CENTRE FOR CELL SCIENCE, PUNE - 411 007.

SCHEDULES FORMING PART OF BALANCE SHEET AS ON 31.03.2018

SCHEDULE 6 - INVESTMENTS - OTHERS

Amount ( Rs.)

| Particulars        | 2017-18         | 2016-17         |
|--------------------|-----------------|-----------------|
| Bank Fixed Deposit | 1,000.00        | 1,000.00        |
| <b>Grand Total</b> | <b>1,000.00</b> | <b>1,000.00</b> |



**NATIONAL CENTRE FOR CELL SCIENCE, PUNE - 411 007.**

SCHEDULES FORMING PART OF BALANCE SHEET AS ON 31.03.2018

**SCHEDULE 7 - CURRENT ASSET LOAN AND ADVANCES**

| Particulars  | Amount ( Rs.)          |                        |
|--|------------------------|------------------------|
|  | 2017-18                | 2016-17                |
| <b>CURRENT ASSET</b>                               |                        |                        |
| Cash-in-hand                                       | 50,000.00              | 50,000.00              |
| <b>SAVING ACCOUNTS</b>                             |                        |                        |
| Axis BANK  | 2,11,587.00            | 5,39,679.00            |
| Bank of India - 4911                               | 11,31,87,298.57        | 7,19,14,503.48         |
| Bank of India - 4912                               | 6,73,12,304.31         | 8,89,46,699.09         |
| State Bank Of India                                | 2,26,02,795.55         | 45,86,204.10           |
| SBI,PUNE - DBT JRF CELL                            | 1,18,493.00            | 1,11,94,455.75         |
|  |                        |                        |
| <b>CURRENT ACCOUNT</b>                             |                        |                        |
| Bank of India - CD-83                              | 100.00                 | 10.00                  |
| Bank of India CD-318                               | 12,50,481.80           | 12,50,481.80           |
|  |                        |                        |
| <b>TOTAL ( A )</b>                                 | <b>20,47,33,060.23</b> | <b>17,84,82,033.22</b> |
| <b>PROVISION FOR LEAVE ENCASHMENT AND GRATUITY</b> | 0.00                   | 13,10,91,123.04        |
| <b>TOTAL ( B )</b>                                 | <b>-</b>               | <b>13,10,91,123.04</b> |
| <b>LOAN AND ADVANCES</b>                           |                        |                        |
| Deposit for Compressor for AC Plant                | 38,29,000.00           | 38,29,000.00           |
| Deposit to DAE-University Campus                   | 59,77,000.00           | 59,90,000.00           |
| Equipment-Security Deposit                         | 38,663.60              | 38,663.60              |
| Gas Deposit  | 49,650.00              | 49,650.00              |
| MSED Deposit                                       | 73,12,600.00           | 75,94,800.00           |
| Advance - For Insurance                            | -                      | -                      |
| TDS Receivable FY 2016-17                          | 8,65,968.00            | 8,65,968.00            |
| TDS Receivable FY 2017-18                          | 6,20,934.00            | -                      |
| Telephone Deposit                                  | 1,21,701.00            | 1,21,701.00            |
| Advance for Conference ICMR 2018                   | 10,00,000.00           | -                      |
| Prepaid Expenditure Postage                        | 3,737.00               | -                      |
| Staff Computer Advance                             | 1,10,450.00            | 1,77,150.00            |
| Staff Festival Advance                             | -                      | 1,23,385.00            |
| Staff House Building Advance                       | -                      | 46,291.00              |
| Staff Vehicle Advance                              | 25,669.00              | 98,843.00              |
| Advance to Lease Hold Land Banner                  | -                      | 1,54,41,563.00         |
|  |                        |                        |
| <b>TOTAL ( C )</b>                                 | <b>1,99,55,372.60</b>  | <b>3,43,77,014.60</b>  |
|  |                        |                        |
| <b>Grand Total</b>                                 | <b>22,46,88,432.83</b> | <b>34,39,50,170.86</b> |



**NATIONAL CENTRE FOR CELL SCIENCE, PUNE - 411 007.**

**SCHEDULES FORMING PART OF BALANCE SHEET AS ON 31.03.2018**

**SCHEDULE 8 - INCOME FROM SALES/SERVICE**

Amount ( Rs.)

| Particulars              | 2017-18             | 2016-17             |
|--------------------------|---------------------|---------------------|
| Cell Line Handling       | 41,92,787.95        | 33,20,452.00        |
| Cell Line Authentication | 9,000.00            |                     |
| FACS Analysis Charges    | 1,32,950.00         | 54,613.00           |
| GC MS Analysis           | 1,41,600.00         |                     |
| Guest House\ Hostel Fees | 2,54,871.00         | 2,11,275.00         |
|                          |                     |                     |
| <b>Grand Total</b>       | <b>47,31,208.95</b> | <b>35,86,340.00</b> |



**NATIONAL CENTRE FOR CELL SCIENCE, PUNE - 411 007.**

**SCHEDULES FORMING PART OF BALANCE SHEET AS ON 31.03.2018**

**SCHEDULE 9 - GRANTS/SUBSIDIES**

| Particulars        | Amount ( Rs.)          |                        |
|--------------------|------------------------|------------------------|
|                    | 2017-18                | 2016-17                |
| GRANTS/SUBSIDIES   | 42,90,00,000.00        | 38,00,00,000.00        |
| <b>Grand Total</b> | <b>42,90,00,000.00</b> | <b>38,00,00,000.00</b> |



**NATIONAL CENTRE FOR CELL SCIENCE, PUNE - 411 007.**  
**SCHEDULES FORMING PART OF BALANCE SHEET AS ON 31.03.2018**  
**SCHEDULE 10 - FEES/SUBSCRIPTIONS**

| Particulars        | Amount ( Rs.)    |                  |
|--------------------|------------------|------------------|
|                    | 2017-18          | 2016-17          |
| Tender Fees        | 88,500.00        | 16,500.00        |
| <b>Grand Total</b> | <b>88,500.00</b> | <b>16,500.00</b> |





**NATIONAL CENTRE FOR CELL SCIENCE, PUNE - 411 007.**

SCHEDULES FORMING PART OF BALANCE SHEET AS ON 31.03.2018

**SCHEDULE 11 - INTEREST EARNED**

Amount (Rs.)

| Particulars                     | 2017-18             | 2016-17             |
|---------------------------------|---------------------|---------------------|
| Bank Interest Earned            | 51,10,425.00        | 36,53,947.00        |
| Interest On Staff Computer Adv. | 36,797.00           | 20,084.00           |
| Interest On Staff HBA           | 1,51,613.00         | 1,07,052.00         |
| Interest On Staff Vehicle       | 51,112.00           | 46,314.00           |
| Penal Interest                  | -                   | 697.00              |
| <b>Grand Total</b>              | <b>53,49,947.00</b> | <b>38,28,094.00</b> |



**NATIONAL CENTRE FOR CELL SCIENCE, PUNE - 411 007.**

SCHEDULES FORMING PART OF BALANCE SHEET AS ON 31.03.2018

**SCHEDULE 12 - OTHER INCOME**

Amount (Rs.)

| Particulars                                   | 2017-18             | 2016-17             |
|---|---------------------|---------------------|
| Income Tax Refund                             | 3,78,840.00         | -                   |
| Ph.D Fees                                     | 12,76,350.00        | 13,34,910.00        |
| Application Fee                               | 3,04,935.00         | 84,800.00           |
| Conti.- (Misc. Income) - (Auditorium Charges) | 15,000.00           | -                   |
| Hostel Charges Recovery                       | 1,05,368.00         | 1,20,717.00         |
| Mis Income                                    | 2,49,737.00         | 2,78,213.00         |
| Interest Earned on MSED Security Deposit      | -                   | 7,88,859.00         |
| Usage of Premises for ATM                     | 43,049.00           | 64,757.00           |
| Sale of Scrap                                 | 4,20,907.00         | 7,040.00            |
| Conti. Misc. Income                           | 77,384.00           |                     |
| <b>Grand Total</b>                            | <b>28,71,570.00</b> | <b>26,79,296.00</b> |



**NATIONAL CENTRE FOR CELL SCIENCE, PUNE - 411 007.**

SCHEDULES FORMING PART OF BALANCE SHEET AS ON 31.03.2018

**SCHEDULE 13 - ESTABLISHMENT EXPENSES**

| Particulars                    | Amount ( Rs.)          |                        |
|--------------------------------|------------------------|------------------------|
|                                | 2017-18                | 2016-17                |
| Salaries                       | 25,47,28,798.79        | 13,57,43,548.00        |
| Bonus                          | -                      | -                      |
| Contribution to Provident Fund | 1,41,45,203.00         | 1,98,35,404.00         |
| Contribution to NPS            | 41,97,601.00           |                        |
| <b>Grand Total</b>             | <b>27,30,71,602.79</b> | <b>15,55,78,952.00</b> |



**NATIONAL CENTRE FOR CELL SCIENCE, PUNE - 411 007.**

SCHEDULES FORMING PART OF BALANCE SHEET AS ON 31.03.2018

**SCHEDULE 14 - OTHER ADMINISTRATIVE EXPENSES**

Amount (Rs.)

| Particulars                             | 2017-18                | 2016-17                |
|---|------------------------|------------------------|
| Consumables                             | 4,79,21,524.00         | 6,29,93,068.92         |
| Contingencies (as per attached details) | 2,67,76,298.60         | 2,69,80,181.50         |
| TA-DA                                   | 58,26,400.38           | 55,07,245.35           |
| Work On Contract                        | 3,79,30,613.00         | 2,98,74,428.00         |
| Rent Rates and Taxes                    | 7,14,64,837.00         | 7,05,66,377.00         |
| Bank Charges                            | 45,237.86              | 3,270.64               |
| Eligibility Fees                        | 7,500.00               | -                      |
| <b>Grand Total</b>                      | <b>18,99,72,410.84</b> | <b>19,59,24,571.41</b> |



**NATIONAL CENTRE FOR CELL SCIENCE, PUNE - 411 007.**

SCHEDULES FORMING PART OF BALANCE SHEET AS ON 31.03.2018

**CONTINGENCIES BIFURCATION**

| Particulars                             | Amount ( Rs.)         |
|---|-----------------------|
|   | 2017-18               |
| Conti-Advertisement and Publicity       | 18,55,077.00          |
| Conti-Auditors Remunerations            | 33,630.00             |
| Conti-Cartrage and Carriage             | -                     |
| Conti-Hospitality Expenses              | 13,83,100.00          |
| Contingency                             | (7,76,995.00)         |
| Conti-Advance                           | -                     |
| Conti-Fees Registration & Membershi Chg | 34,32,484.00          |
| Conti-Insurance                         | 28,603.00             |
| Conti-Laundry Exps                      | 1,68,525.00           |
| Conti-Meeting Exp.                      | 49,698.00             |
| Conti-Misc. Purchase                    | 11,35,095.00          |
| Conti-MIS EXP                           | 5,07,588.00           |
| Conti- Purchase of Material             | 13,490.00             |
| Conti-Vehicle Petrol Exps               | 1,55,456.00           |
| Conti-Postage and Telephone             | 34,08,843.60          |
| Conti-Printing and Stationery           | 8,01,913.00           |
| Conti-Repairs and Maintenance           | 44,36,322.00          |
| Conti-Repairs and Maintenance- Contract | 55,49,540.00          |
| Conti-Repairs and Maintenance - Vehicle | 78,698.00             |
| Conti-Training \ Worshop \ Seminars     | 4,59,540.00           |
| Conti-Honorarium                        | 6,89,097.00           |
| Conti-Local Conveyance                  | 20,47,574.00          |
| Conti-Medical Insurance                 | -                     |
| Conti-Membership Fees and Subscriptions | 1,62,430.00           |
| Conti-Professional & Legal Charges      | 7,98,456.00           |
| Conti-Service Tax                       | 14,671.00             |
| Conti-Seminar / Symposia                | 2,30,463.00           |
| Advance - Contingency                   | 1,13,000.00           |
| <b>Grand Total</b>                      | <b>2,67,76,298.60</b> |



Annexures - I  
Receipt Details of Earmarked Funds

| Sr.No. | Project Name                                   | Amount         |
|--------|--|----------------|
| 1      | BANK INTEREST                                  | 65,25,934.00   |
| 2      | CICS-MR.ANIL KUMAR -REISTRATION FEE            | 19,800.00      |
| 3      | DEEPALI BOBADE/DBT-TRAVEL GRANT                | 98,615.00      |
| 4      | DR.KUMAR SIDHARTH SINGH-TRAVEL GRANT           | 1,03,457.00    |
| 5      | JAY TRIVEDI CSIR TA/DA USA                     | 83,175.00      |
| 6      | MsSOPHIA FERNANDES UGC/ITS/2268/-TRAVEL GRANT  | 93,496.00      |
| 7      | NCCS   | 78,370.00      |
| 8      | SERB TRAVEL GRANT-SHREYAS KUMBHARE             | 1,18,631.00    |
| 9      | SUSPENSE A/C                                   | 24,31,311.00   |
| 10     | SVANETR INNOVATIONS PVT LTD-DR.SHOUCHE         | 23,600.00      |
| 11     | TADA/DBT/CTEP/02/201601147-Neeraja Kulkarni    | 88,606.00      |
| 12     | TADA-DBT/CTEP-Ankita Dhenge                    | 70,959.00      |
| 13     | TA/SERB/ITS/1224/2017-18-TUSHAR MORE           | 1,39,585.00    |
| 14     | AB/MW/BIOCARE/07/9813-AMRUTA BARHANPURKAR      | 9,30,098.00    |
| 15     | AM/DBT-WELLCOME-DR. MAJUMDAR                   | 17,00,751.00   |
| 16     | AM/ECR/2016/000429-DR.MUJUMDAR                 | 14,40,000.00   |
| 17     | AS/BT/PR-10708-DR. SHIRAS                      | 14,32,211.00   |
| 18     | AS/BT/PR-10852-DR. SHIRAS                      | 14,58,152.00   |
| 19     | AS/BT/PR15178-DR.ANJALI SHIRAS                 | 13,01,839.00   |
| 20     | AS/BT/PR-8739-DR. SHIRAS                       | 10,03,071.00   |
| 21     | AS/BT/PR-9725-DR. A K SAHU                     | 26,95,365.00   |
| 22     | AS/DST/ID-02-DR. SAHU                          | 3,114.00       |
| 23     | AS/DST/VI-D&P/551-DR.SHIRAS                    | 1,64,89,200.00 |
| 24     | AS/ICMR/90-DR. SHIRAS                          | 2,63,500.00    |
| 25     | AS/UNILEVER-DR. SHIRAS                         | 16,37,250.00   |
| 26     | AY/EEQ/2016/000752                             | 33.00          |
| 27     | BAHIR/WOS-A/LS-602/2016(G)-DR.MANJUSHREE BAHIR | 9,51,207.00    |
| 28     | BS/BT/IN/INFECT-ERA/33-Dr Bhaskar Saha         | 21,06,000.00   |
| 29     | BS/DST/INDO-UK/P-123-DR.BHASKAR SAHA           | 23,23,669.00   |
| 30     | CICS FELLOWSHIP                                | 15,000.00      |
| 31     | CSIR   | 6,21,362.00    |
| 32     | CSIR-RA FELLOWSHIP                             | 55,020.00      |
| 33     | DBT FELLOWSHIP                                 | 68,63,468.00   |
| 34     | DBT-JRF CELL                                   | 2,31,358.00    |
| 35     | DM/BIRAC-DR.MITRA                              | 3,66,000.00    |
| 36     | DS/BT/PR25883-DR.DEEPA SUBRAMANYAM             | 43,36,800.00   |
| 37     | DST INSPIRE FELLOWSHIP                         | 20,68,964.00   |
| 38     | DS/WELLCOMETRUST-DR. DEEPA                     | 50,54,518.58   |
| 39     | GD/SB/S2/RJN-048/2017-DR.GAURAV DAS            | 4,00,000.00    |
| 40     | GK/BT/MED/30/MNCI-Hr-BCRA/2015-DR. KUNDU       | 1,518.00       |



|    |   |                |
|----|---|----------------|
| 41 | GK/BT/PR-14430-DR. KUNDU                            | 12,91,475.00   |
| 42 | GK/BT/PR-4569 - DR. KUNDU                           | 1,19,459.00    |
| 43 | GL/BT/PR/14156-Dr. LAL                              | 29,38,964.00   |
| 44 | GL/BT/PR-15533-DR. LAL                              | 21,451.00      |
| 45 | GL/KEMHRC/17-18-DR.G.LAL                            | 28,45,125.00   |
| 46 | GM/NAS/296/10/2013-14-DR. MISHRA                    | 9,32,000.00    |
| 47 | ICMR  | 27,03,956.00   |
| 48 | Inspire Faculty Award-Dr. Debasri Mukharjee         | 15,41,510.00   |
| 49 | Inspire Faculty Award-Dr. Jyoti Singh               | 14,33,053.00   |
| 50 | IUSSTF FELLOWSHIP                                   | 62,500.00      |
| 51 | JJ/SERB/001092                                      | 13,80,217.00   |
| 52 | JK/DBT/WELLCOME-DR.JANESHKUMAR                      | 28,01,671.00   |
| 53 | JS/DBT/WELLCOME TRUST-DR JYOTI SINGH                | 7,70,770.00    |
| 54 | LL-BT-PR-11928-DR. LIMAYE                           | 2,205.00       |
| 55 | LL/BT/PR-12696-DR. LIMAYE                           | 20,981.00      |
| 56 | LL/BT/PR23620/MED/31/368/2017-DR.LIMAYE             | 3,70,000.00    |
| 57 | MB/ITC/CONSULTANCY - DR. BHAT                       | 5,58,293.00    |
| 58 | MS/CSIR/37/(1655)/15/EMR-II-DR. SANTRA              | 6,50,000.00    |
| 59 | MS/EMR/002277-DR. MANAS SANTRA                      | 14,00,000.00   |
| 60 | MS/UNILEVER-DR. MANAS SANTRA                        | 37,48,765.00   |
| 61 | MW/BHU PROJECT-DR.MOHAN WANI                        | 3,00,000.00    |
| 62 | NAM S&T FELLOWSHIP                                  | 1,772.00       |
| 63 | NE/SB/FT/CS-067/2014-DR. N D ERANDE                 | 10,00,000.00   |
| 64 | Newton Bhabha PhD Placement Programme-ANANTH PRASAD | 93,432.00      |
| 65 | NL/BT/PR-16655-DR. LENKA                            | 11,79,797.00   |
| 66 | NL/ICMR/47/80-DR.LENKA                              | 2,00,000.00    |
| 67 | OP/YSS/BT/PR13969-DR. OM PRAKASH                    | 21,933.00      |
| 68 | Project Overheads                                   | 92,392.00      |
| 69 | PR/YSS/SERB/2015/000149 - DR. PRAVEEN RAHI          | 6,70,000.00    |
| 70 | PS/CIPLA-DR. PADMA SHASTRY                          | 19,90,273.00   |
| 71 | PS/YSS/SERB/2014/000879-DR. PRASHANT SINGH          | 5,21,740.00    |
| 72 | RC/BT/PR15450/COE/34/46(PROJECT3)-DR. RADHA CHAUHAN | 1,681.00       |
| 73 | RC/BT/PR7118/15-18-DR. RADHA CHAUHAN                | 2,21,740.00    |
| 74 | RC/SERB/RJN/48-DR.RADHACHAUHAN                      | 18.00          |
| 75 | SB/BT/11465-DR. BAPAT                               | 99,033.00      |
| 76 | SB/BT/HRD/35/01/04/2017-DR.SHARMILA BAPAT           | 9,00,000.00    |
| 77 | SB/BT/IC/JAPAN-DR.BAPAT                             | 1,19,981.00    |
| 78 | SB/BT/INDO-FINNISH-DR. BAPAT                        | 7,99,572.00    |
| 79 | SB/GODAVARI BIOREFINERIES-DR.BAPAT                  | 5,02,200.00    |
| 80 | SC/SB/S2/JCB/2013-18-DR.SAMIT                       | 20,03,726.00   |
| 81 | SERB MEETING-DR. SHOUCHE                            | 1,837.00       |
| 82 | SERB & PDF  | 1,25,13,624.00 |
| 83 | SK/YS/BT/PR19641/BIC/101/465/2016                   | 14,82,464.00   |




|     |  |                        |
|-----|--|------------------------|
| 84  | SM/BT/BRB-IMP/2014-DR. MANDE           | 33,098.00              |
| 85  | SM/BT/PR-3260/BRB/2012-17              | 20,57,022.00           |
| 86  | SR/BT/IN/NEW-INDIGO-DR.SRAPOLE         | 19,971.00              |
| 87  | SR/BT/PR-10855-DR. SRIKANTH            | 63,29,678.00           |
| 88  | SR/BT/PR-6384-DR.SRAPOLE               | 83,785.00              |
| 89  | SR/DST/IMRCD/INNO-INDIGO-DR. RAPOLE    | 2,844.00               |
| 90  | SS/BT/PR-10286-DR. SHAILAZA SINGH      | 5,00,507.00            |
| 91  | SS/SB/FT/LS-400-DR.SSINGH              | 29,763.00              |
| 92  | TASK FORCE MEETING-2017                | 3,26,160.00            |
| 93  | UGC                                    | 24,30,047.00           |
| 94  | VS/SERB/2014/001093-DR. SESHADRI       | 13,75,000.00           |
| 95  | VT/RLF-DR. VIDISHA TRIPATHI            | 15,20,099.00           |
| 96  | VT/SERB/ECR/000242                     | 5,63,497.00            |
| 97  | YS/BHORUKA CHARITABLE TRUST-DR.SHOUCHE | 2,65,620.50            |
| 98  | YS/BT/PR-20390-DR.SHOUCHE              | 12,01,530.00           |
| 99  | YS/MCC-DR. SHOUCHE                     | 1,29,790.00            |
| 100 | YS/NCMR-DR.SHOUCHE                     | 18,86,69,762.00        |
| 101 | YS/TATA STEEL -DR.SHOUCHE              | 5,90,000.00            |
| 102 | ZK/WELLCOME-DR. ZAHID KAMAL            | 21,17,514.00           |
|     | <b>Grand Total</b>                     | <b>32,41,74,305.08</b> |






**Annexures - II**  
**Receipt Details of Earmarked Funds**

| Sr.No. | Project Name                                    | Amount      |
|--------|---|-------------|
| 2      | CICS-MR.ANIL KUMAR -REISTRATION FEE             | 19,800.00   |
| 3      | DEEPALI BOBADE/DBT-TRAVEL GRANT                 | 98,615.00   |
| 4      | DR.KUMAR SIDHARTH SINGH-TRAVEL GRANT            | 1,03,457.00 |
| 5      | JAY TRIVEDI CSIR TADA USA                       | 83,175.00   |
| 6      | MAASTRICHT UNIVERSITY NETHERLANDS PROJECT       | 3,50,730.00 |
| 7      | MsSOPHIA FERNANDES UGC/ITS/2268/-TRAVEL GRANT   | 93,496.00   |
| 8      | NCCS  | 7,12,939.00 |
| 9      | SERB TRAVEL GRANT-SHREYAS KUMBHARE              | 1,18,631.00 |
| 10     | SUSPENSE A/C                                    | 1,32,354.00 |
| 11     | TADA-CTEP CLAIM-MR.RHOHAN KULKARNI,EX-SRF CSIR  | 45,887.00   |
| 12     | TADA/DBT/CTEP/02/201601147-Neeraja Kulkarni     | 88,606.00   |
| 13     | TADA-DBT/CTEP-Ankita Dhenge                     | 70,959.00   |
| 14     | TADA-SERB/DHIRAJ PAUL                           | 1,97,303.00 |
| 15     | TA/SERB/ITS/1224/2017-18-TUSHAR MORE            | 1,39,585.00 |
| 16     | AB/MW/BIOCARE/07/9813-AMRUTA BARHANPURKAR       | 6,05,215.00 |
| 17     | AM/DBT-WELLCOME-DR. MAJUMDAR                    | 8,98,803.00 |
| 18     | AM/ECR/2016/000429-DR.MUJUMDAR                  | 2,56,296.00 |
| 19     | AM/NBRC/RETURN HOME AWARD                       | 17,934.00   |
| 20     | AS/BT/PR-10708-DR. SHIRAS                       | 2,71,838.00 |
| 21     | AS/BT/PR-10852-DR. SHIRAS                       | 5,59,926.00 |
| 22     | AS/BT/PR-15155-DR. SAHU                         | 91,715.00   |
| 23     | AS/BT/PR15178-DR.ANJALI SHIRAS                  | 2,68,712.00 |
| 24     | AS/BT/PR-4271/MED/31/145-DR.SHIRAS              | 8,12,511.00 |
| 25     | AS/BT/PR-8739-DR. SHIRAS                        | 8,26,062.00 |
| 26     | AS/BT/PR-9725-DR. A K SAHU                      | 5,39,977.00 |
| 27     | AS/DST/ID-02-DR. SAHU                           | 7,70,838.00 |
| 28     | AS/DST/INDO-UK/02.05.14-01.05.16-Dr. Shiras     | 2,30,120.00 |
| 29     | AS/DST/VI-D&P/551-DR.SHIRAS                     | 4,10,215.00 |
| 30     | AS/ICMR/90-DR. SHIRAS                           | 2,93,300.00 |
| 31     | AS/UNILEVER-DR. SHIRAS                          | 8,18,013.00 |
| 32     | AVRA LABORATORIES P LTD. - DR. MITRA            | 1,55,280.00 |
| 33     | AY/EEQ/2016/000752                              | 3,91,702.00 |
| 34     | BAHIR/WOS-A/LS-602/2016(G)-DR.MANJUSHREE BAHIR  | 3,03,771.00 |
| 35     | BIVALKAR/WOS-A/LS/2016(G)-DR. SHALMALI BIVALKAR | 6,45,980.00 |
| 36     | BS/BT/IN/INFECT-ERA/33-Dr Bhaskar Saha          | 5,24,903.00 |



| Sr.No. | Project Name                                    | Amount         |
|--------|---|----------------|
| 37     | BS/BT/PR-10785 - DR. SAHA                       | 30,069.00      |
| 38     | BS/BT/PR-3288/08.08.12-07.08.15-DR.SAHA         | 11,262.00      |
| 39     | BS/DST/INDO-UK/P-123-DR.BHASKAR SAHA            | 1,64,343.00    |
| 40     | CICS FELLOWSHIP                                 | 15,000.00      |
| 41     | CSIR  | 6,20,231.00    |
| 42     | CSIR-RA FELLOWSHIP                              | 55,020.00      |
| 43     | DBT BINC FELLOWSHIP                             | 2,58,430.00    |
| 44     | DBT FELLOWSHIP                                  | 1,35,60,140.00 |
| 45     | DBT-JRF CELL                                    | 1,13,07,320.75 |
| 46     | DBT OVERSEAS ASSOCIATESHIP - DR. PATOLE         | 313.00         |
| 47     | DM/BIRAC-DR.MITRA                               | 66,009.00      |
| 48     | DM/BT/HRD/35/01/03-DR.MITRA                     | 18,000.00      |
| 49     | DM/BT/PR-15450/COE/34/46(PROJECT2)-DR. MITRA    | 5,40,333.00    |
| 50     | DM/HOMO/2011-HOMEAOPATHY INDIA LTD. - DR. MITRA | 34,913.00      |
| 51     | DP/YSS/SERB/2015/000513-DR. DHIRAJ PAUL         | 4,11,467.00    |
| 52     | DST INSPIRE FELLOWSHIP                          | 22,92,671.00   |
| 53     | DS/WELLCOMETRUST-DR. DEEPA                      | 11,48,035.00   |
| 54     | GK/BT/MED/30/VNCI-Hr-BRCA/2015-DR. KUNDU        | 8,47,575.00    |
| 55     | GK/BT/PR-14430-DR. KUNDU                        | 5,32,853.00    |
| 56     | GK/BT/PR-4569 - DR. KUNDU                       | 36,852.00      |
| 57     | GK/BT/PR-7665-DR. KUNDU                         | 4,38,678.00    |
| 58     | GK/DST/IMRCD/INNO-INDIGO-DR. KUNDU              | 11,60,395.99   |
| 59     | GL/BT/PR/14156-Dr. LAL                          | 88,900.00      |
| 60     | GL/BT/PR-15533-DR. LAL                          | 6,12,871.00    |
| 61     | GL/KEMHRC/17-18-DR.G.LAL                        | 3,23,504.00    |
| 62     | GM/NAS/296/10/2013-14-DR. MISHRA                | 4,26,135.00    |
| 63     | ICMR  | 21,81,833.00   |
| 64     | Inspire Faculty Award-Dr. Debasri Mukharjee     | 10,24,062.00   |
| 65     | Inspire Faculty Award-Dr. Jyoti Singh           | 11,07,732.00   |
| 66     | IUSSTF FELLOWSHIP                               | 50,000.00      |
| 67     | JJ/SERB/001092                                  | 4,63,705.00    |
| 68     | JK/DBT/WELLCOME-DR.JANESHKUMAR                  | 14,40,787.00   |
| 69     | JS/DBT/WELLCOME TRUST-DR JYOTI SINGH            | 2,31,449.00    |
| 70     | LL-BT-PR-11928-DR. LIMAYE                       | 4,79,100.00    |
| 71     | LL/BT/PR-12696-DR. LIMAYE                       | 9,04,737.50    |
| 72     | LL/BT/PR23620/MED/31/368/2017-DR.LIMAYE         | 50,000.00      |
| 73     | MB/ITC/CONSULTANCY - DR. BHAT                   | 3,08,537.00    |
| 74     | MS-BT-PR-15889-DR. SANTRA                       | 4,29,177.00    |
| 75     | MS/CSIR/37/(1655)/15/EMR-II-DR. SANTRA          | 84,743.00      |



| Sr.No. | Project Name  | Amount         |
|--------|---|----------------|
| 76     | MS/EMR/002277-DR. MANAS SANTRA                      | 10,40,161.00   |
| 77     | MS/UNILEVER-DR. MANAS SANTRA                        | 10,66,837.50   |
| 78     | NAM S&T FELLOWSHIP                                  | 64,355.00      |
| 79     | NAS/141/7/2014-15-DR. RANI LEKHA                    | 5,56,998.00    |
| 80     | NE/SB/FT/CS-067/2014-DR. N D ERANDE                 | 6,07,410.00    |
| 81     | Newton Bhabha PhD Placement Programme-ANANTH PRASAD | 92,900.00      |
| 82     | NL/BT/PR-16655-DR. LENKA                            | 7,30,378.00    |
| 83     | OP/YSS/BT/PR13969-DR. OM PRAKASH                    | 3,24,813.00    |
| 84     | Project Overheads                                   | 2,63,748.21    |
| 85     | PR/YSS/SERB/2015/000149 - DR. PRAVEEN RAHI          | 4,75,721.00    |
| 86     | PS/CIPLA-DR. PADMA SHASTRY                          | 21,44,261.00   |
| 87     | PS/ICMR/53/6/BM-DR. PADMA SHASTRY                   | 9,841.00       |
| 88     | PS/YSS/SERB/2014/000879-DR. PRASHANT SINGH          | 2,59,692.00    |
| 89     | RC/BT/PR15450/COE/34/46(PROJECT3)-DR. RADHA CHAUHAN | 7,79,894.00    |
| 90     | RC/BT/PR7118/15-18-DR. RADHA CHAUHAN                | 4,13,615.00    |
| 91     | RC/SB/SO/BB-0030/13-16-DR.RADHACHAUHAN              | 48,645.00      |
| 92     | RC/SERB/RJN/48-DR.RADHACHAUHAN                      | 5,74,708.00    |
| 93     | SB/BT/HRD/35/01/04/2017-DR.SHARMILA BAPAT           | 5,03,880.00    |
| 94     | SB/BT/IC/JAPAN-DR.BAPAT                             | 5,73,344.00    |
| 95     | SB/BT/INDO-FINNISH-DR. BAPAT                        | 13,78,847.00   |
| 96     | SB/GODAVARI BIOREFINERIES-DR.BAPAT                  | 1,96,910.00    |
| 97     | SC/BT/8068-DR. SAMIT CHATTOPADHYAY                  | 12,37,004.00   |
| 98     | SC/SB/S2/JCB/2013-18-DR.SAMIT                       | 6,05,813.00    |
| 99     | SERB & PDF  | 99,98,918.00   |
| 100    | SK/YS/BT/PR19641/BIC/101/465/2016                   | 4,75,442.00    |
| 101    | SM/BT/BRB-IMP/2014-DR. MANDE                        | 33,800.00      |
| 102    | SM/BT/IN/NEW INDIGO/05/SB/TB-OMICS-DR.MANDE         | 27,097.00      |
| 103    | SM/BT/PR-15450/COE/34/46 (CORE GRANT) - DR. MANDE   | 8,63,194.00    |
| 104    | SM/BT/PR-15450/COE/34/46(PROJECT 1)-DR. MANDE       | 4,41,179.00    |
| 105    | SM/BT/PR-7265-DIRECTOR,NCCS                         | 5,624.00       |
| 106    | SR/BT/IN/NEW-INDIGO-DR.SRAPOLE                      | 7,87,290.00    |
| 107    | SR/BT/PR-10855-DR. SRIKANTH                         | 6,47,34,445.00 |
| 108    | SR/BT/PR-6384-DR.SRAPOLE                            | 4,93,460.00    |
| 109    | SR/DST/IMRCD/INNO-INDIGO-DR. RAPOLE                 | 8,47,979.00    |
| 110    | SS/BT/PR-10286-DR. SHAILAZA SINGH                   | 3,86,985.00    |
| 111    | SS/BT/PR16065-DR. SHAILAZA SINGH                    | 3,46,694.00    |
| 112    | SS/SB/FT/LS-400-DR.SSINGH                           | 61,753.00      |
| 113    | TASK FORCE MEETING-2017                             | 1,80,741.00    |
| 114    | UGC   | 3,52,189.00    |



| Sr.No. | Project Name                           | Amount                 |
|--------|--|------------------------|
| 115    | VS/SERB/2014/001093-DR. SESHADRI       | 6,53,283.00            |
| 116    | VT/RLF-DR. VIDISHA TRIPATHI            | 5,29,898.00            |
| 117    | VT/SERB/ECR/000242                     | 2,84,605.00            |
| 118    | YS/BHORUKA CHARITABLE TRUST-DR.SHOUCHE | 87,657.00              |
| 119    | YS/BT/PR-20390-DR.SHOUCHE              | 3,87,411.00            |
| 120    | YS/MCC-DR. SHOUCHE                     | 3,24,888.00            |
| 121    | YS/MS/RGSTC/FILE 2007-DR.SHOUCHE       | 5,32,874.00            |
| 122    | YS/NCMR-DR.SHOUCHE                     | 4,08,78,133.00         |
| 123    | YS/NER Microbiome Project -New Project | 21,324.00              |
| 124    | YS/TATA STEEL -DR.SHOUCHE              | 1,60,106.00            |
| 125    | YS/UNILEVER-DR. SHOUCHE                | 1,89,719.00            |
| 126    | ZK/WELLCOME-DR. ZAHID KAMAL            | 11,34,086.00           |
|        | <b>Grand Total</b>                     | <b>19,48,76,374.95</b> |



**SCH. "15" : SIGNIFICANT ACCOUNTING POLICIES AND NOTES ON ACCOUNTS FOR THE YEAR 2017-2018**

**A. SIGNIFICANT ACCOUNTING POLICIES**

**1) ACCOUNTING CONVENTION :**

The financial statements are prepared on the basis of historical cost convention, unless otherwise states and on the accrual method of accounting

**2) INVENTORY VALUATION :**

Inventory is valued at cost or realizable value whichever is less. At the year end value of inventory is NIL.

**3) INVESTMENTS :**

Investments classified as " long term investments" are carried at cost

**4) REVENUE RECOGNITION**

All Receipts are accounted for on accrual basis except Guest House/ Hostel fees & FDR interest.

**5) FIXED ASSETS :**

Fixed assets are stated at cost of acquisition inclusive of inward freight, duties and taxes and incidental and direct expenses related to acquisition.

**6) DEPRECIATION /AMORTIZATION:**

i) Depreciation is provided as per rates specified in the Companies Act 1956 at W.D.V. method except depreciation on cost adjustment arising on account of conversion of foreign currency liabilities for acquisition of fixed assets, which is amortized over the residual life of the respective assets. Depreciation is provided at half the rate for assets purchased after 30th september.

ii) Assets costing Rs. 5000/- or less each are fully provided.

iii) The annual amortization expense for a leasehold land is the cost of the leasehold land divided by the lease term, assuming straight-line amortization.

**7) GOVERNMENT GRANTS/SUBSIDIES :**

i) Where the Government Grants are in the nature of capital contribution, i.e., they are given with reference to the total or part investment or by way of contribution towards its total or part capital outlay, are recognized as "Contribution towards Capital Fund" under head "Corpus/Capital Fund" and if received as compensation for expenses or losses incurred or to be incurred in a previous accounting period are recognized as income under income & expenditure account. Grants received from Sponsoring agencies for specific Projects are recognized as " Earmarked Funds"

ii) Government grants/subsidy's are accounted on realization basis.

**8) FOREIGN CURRENCY TRANSACTION:**

Transactions denominated in foreign currency are accounted at the exchange rate prevailing at the date of the transaction.

**9) RETIREMENT BENEFITS :**

i) Liability towards gratuity payable on deth/retirement of employees is made on the basis of estimated liability to the extent of employees retiring in next five years.

ii) Provision for accumulated leave encashment benefit to the employees is accrued and computed on the assumption that employees are entitled to receive the benefit as at each year end.



10) CURRENT ASSETS, LOANS & ADVANCES.

It is explained to us that, the value of all current assets, advances and deposits, outstanding income and other realisable assets, if any, are not less than their realisable value in the ordinary course.

Date: 21/08/2018

Place: Pune

FOR ASHOK PATIL & ASSOCIATES,  
CHARTERED ACCOUNTANTS,  
FIRM REG.NO. 122045W



*Mande*



*Stamp*

Officer 'C' Accounts  
NCCS

वैभव अ. अरगडे  
Vaibhav A. Argade  
अधिकारी 'ग'(लेखा)  
Officer 'C' (Accounts)  
रा.को.वि.के./NCCS Pune-411007

'Director  
NCCS

डॉ. शेखर चि. मांडे  
निदेशक, एमसीसीएस, पुणे  
Dr. Shekhar C. Mande  
Director, NCCS, Pune

(SAURABH P. AGRAWAL)  
PARTNER  
M. NO. 131312

**SCH. "16" : CONTINGENT LIABILITIES AND NOTES ON ACCOUNTS FOR THE YEAR 2017-2018**

- 1) The Accounts are prepared as per the common format of accounts for all Autonomus Institute as per letter No. BT/MED/NCCS/ADMN/2002 dtd.June 10,2002 of Department of Biotechnology, New Delhi and comptolier & Auditor General of India letter No. OA-VII(MISC/CORRES/2002-03/1165)dtd.16 October 2002.
- 2) As per the standard accounting practices depreciation on Fixed Assets has been provided from 2002-2003 as per the rates specified in the Companies Act,1956
- 3) It is explained that wrong entry of Provision for leave encashment/gratuity in finanacial 2016-17 is rectified as per accounting principle and revised provision is made.
- 4) Taxation:- Inview of there being no taxable income under Income Tax Act 1961, No provision for Income Tax has been considered necessary.
- 5) It is explained by the management it has maintained fixed assets register and has also conducted physical verification of fixed assets during the financial year 2017-18. We verified the fixed assets register as well as fixed assets on random basis.
- 6) As informed to us, the land on which the NCCS complex is situated is owned by the State Government of Maharashtra. Agreement for the ground rent/ lease rent payable, if any, for the use of land is not entered into and no provision in respect of the same has been made.
- 7) As informed to us, the land situated at Baner, is owned by the Municipal Corporation of Pune. Agreement for the same has been executed by paying requisite stamp duty to the State Government of Maharashtra.
- 8) Interest earned on investment of capital grants has been credited to the Income & Expenditure Account and interest earned on Grants received towards Earmarked funds has also been credited to their respective project fund account.
- 9) Unspent/Overspent grants and receivables in respect to Projects are subject to confirmation from the granting authorities, reconciliation and consequential adjustments, if any.

**10) EARMARKED/ENDOWMENT FUND :**

i) As explained to us, Grants/Funds received from Sponsoring agencies for specific Projects are recognised as " Earmarked Funds". These Grants/Funds are credited to respective Project Funds as per the norms associated with these Projects. In some instances, the said funds received directly from these Sponsoring Agencies without any prior maping towards the projects. These unmaped funds are credited to "Suspence Account" till the maping done or any written communication received by/from these sponsoring agencies. The Suspence account having balance amount of Rs. 86,76,962/- is due to not able to map the grant received from sponsoring agency, the same will account for to the concern project after getting the payment advice from the sponsoring agency.

ii) Negative balances are due to fund are not received timly from Sponsoring agency.

Date: 21/08/2018

Place: Pune

**FOR ASHOK PATIL & ASSOCIATES,  
CHARTERED ACCOUNTANTS,  
FIRM REG.NO. 122045W**

**Officer 'C' Accounts  
NCCS**



**Director  
NCCS**  
डॉ. शेखर चि. मांडे  
निदेशक, एनसीसीएस, पुणे  
Dr. Shekhar C. Mande  
Director, NCCS, Pune



**(SAURABH P. AGRAWAL)  
PARTNER  
M. NO. 131312**

अ. अ. अरगडे  
Anshav A. Argade  
अधिकारी 'ग' (लेखा)  
Officer 'C' (Accounts)  
रा.को.वि.के./NCCS Pune-411007